HYGIENIC

T-TYPE/H & T-TYPE/C

FOCUS ON:



1 Construction

By using the BC-MUL® moulding technique together with the use of MIL.BOX® material, **these enclosures are structurally solid and mechanically robust**, due to their increased thickness.
They are particularly resistant to the main pollutants present in industrial environments. The enclosure pegs are built into the enclosures.
The means for fastening the connectors to the enclosures consist of four M3 threaded metal inserts. Compared with metal construction enclosures, which – in order to comply with electrical installation safety norms– must be earthed via a metal connection to the protective earth terminal of the connector insert inside the enclosure, this series of enclosures offers a solution for **total insulation constructions** ⧈ (equivalent to class II) where necessary.
The thermoplastic material used is RAL 7012 dark grey colour and has passed **glow wire** testing (GWEPT) in accordance with the EN IEC 60695-2-11 at **850 °C**, in excess of what required by the intended uses.
The surface mounting, high construction housings are supplied with an open threaded entry and diametrically opposite a closed threaded entry which can be opened by the user if required (with suitable tool).

2 Gaskets

Gaskets have been produced in **HNBR rubber or SILICONE rubber** and have been incorporated in the base flange on bulkhead mounting housings for easier installation.

3 Levers

The locking levers have been produced in **self-extinguishing metal detectable thermoplastic material,** blue colour.
In accordance with the requirements set forth in **EHEDG Guideline n. 32** "Materials of construction for food equipment in contact with food" (EHEDG = European Hygienic Engineering & Design Group), the closing levers and sealing gaskets are coloured blue to easily identify any accidental contaminations in food products and to facilitate the visual identification of their complete cleanliness.

4 Dimensions

The internal dimensions allow mounting of all connector inserts in their relevant sizes. The external dimensions of the bulkhead mounting housings are similar to those of the corresponding metallic enclosures; hole fixing centres are unchanged. Hoods offer an inner cabling space similar to that of the "high" construction models of the corresponding metal enclosures. Other characteristics are in compliance with the applicable safety standard for electrical connectors, **IEC/EN 61984.**

5 Cable entries

The housing and hood cable entries are available with metric thread, respectively:

- **M25 or M32** for smaller sizes "44.27" and "57.27".
- **M32 or M40** for larger sizes "77.27" and "104.27".

The recent standard **IEC/EN 61076-7-100** regarding metric cable entries for multipole electrical connectors for heavy duty uses, which standardises some main dimensions for entries and their related accessories (gaskets, pressure nuts), have been carefully considered in the product design.

6 Markings

Each enclosure carries its own part number and conformity markings.

T-TYPE / H production lines HYGIENIC SERIES

inserts		page:
CDD	24 poles + ⏚	**76**
CDS	9 poles + ⏚	**-**
CDSH	9 poles + ⏚	**86**
CDSH NC	6 poles + ⏚	**95**
CNE	6 poles + ⏚	**110**
CSE	6 poles + ⏚	**-**
CSH	6 poles + ⏚	**110**
CSH S	6 poles + ⏚	**122**
CCE	6 poles + ⏚	**130**
CSS	6 poles + ⏚	**148**
CT, CTSE (16A) *)	6 poles + ⏚	**160**
CQE	10 poles + ⏚	**168**
MIXO	2 modules	**262 - 317**

*) only for standard insulating version THIH

housings with single lever HNBR gasket

hoods with single lever, top entry covers, HNBR gasket

description	part No.	entry M	part No.	entry M	part No. (with loop)
bulkhead mounting housing with thermoplastic lever	**THIH 06 L**				
surface mounting housing, thermoplastic lever, high construction	**TAPH 06 L25**	25			
surface mounting housing, thermoplastic lever, high construction	**TAPH 06 L32**	32			
with thermoplastic lever and gasket, high construction			**TAVH 06 LG25**	25	
with thermoplastic lever and gasket, high construction			**TAVH 06 LG32**	32	
cover with thermoplastic lever and gasket					**THCH 06 LG**

panel cut-out for bulkhead mounting housings

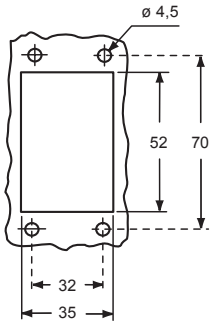

THIH L

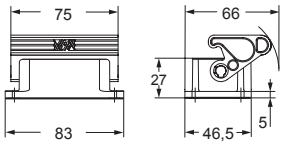

TAVH LG

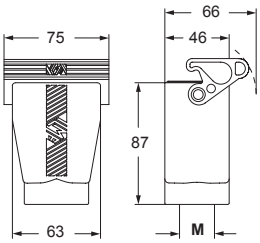

TAPH L

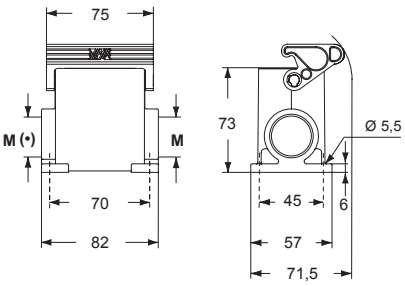

THCH LG

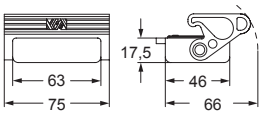

(•) The surface mounting, high construction housings are supplied with an open threaded entry (•) and diametrically opposite a closed threaded entry which can be opened by the user if required (with suitable tool).

TMAO Hoods (page 480)

TMAV Hoods (page 480)

TCHC L
TCHC SL
Covers with eyelet (page 481)

For fixing on hoods

loop

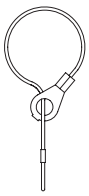

Type 12

ambient temperature limits -40 °C / +70 °C

T-TYPE / H production lines HYGIENIC SERIES

inserts		page:
CDD	42 poles + ⏚	**78**
CDS	18 poles + ⏚	**-**
CDSH	18 poles + ⏚	**87**
CNE	10 poles + ⏚	**111**
CSE	10 poles + ⏚	**-**
CSH	10 poles + ⏚	**111**
CSH S	10 poles + ⏚	**123**
CCE	10 poles + ⏚	**131**
CMSH	3+2 (aux) poles + ⏚	**136**
CMCE	3+2 (aux) poles + ⏚	**137**
CSS	10 poles + ⏚	**149**
CT, CTSE (16A) ***)**	10 poles + ⏚	**161**
CQE	18 poles + ⏚	**169**
CX	8/24 poles + ⏚	**194**
MIXO	3 modules	**262 - 317**

***)** only for standard insulating version THIH

housings with double lever
HNBR gasket



hoods with double lever, top entry
covers, HNBR gasket

description	part No.	entry M	part No.	entry M	part No. (with loop)
bulkhead mounting housing with thermoplastic levers	**THIH 10**				
surface mounting housing, thermoplastic levers, high construction	**TAPH 10.25**	25			
surface mounting housing, thermoplastic levers, high construction	**TAPH 10.32**	32			
with thermoplastic levers and gasket, high construction			**TAVH 10 G25**	25	
with thermoplastic levers and gasket, high construction			**TAVH 10 G32**	32	
cover with 2 thermoplastic levers and gasket					**THCH 10 G**

panel cut-out for bulkhead mounting housings

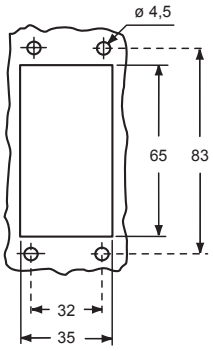

THIH

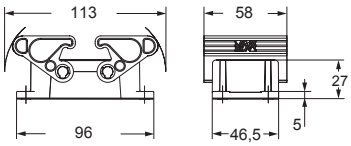

TAVH G

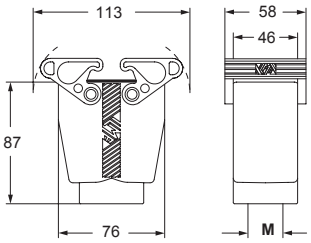

TAPH

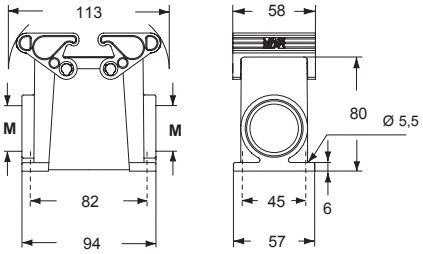

THCH G

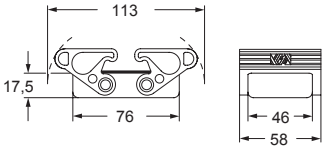

TMAO
Hoods
(page 482)

TMAV
Hoods
(page 482)

TCHC
TCHC S
Covers
with eyelet
(page 483)

The surface mounting, high construction housings are supplied with an open threaded entry and diametrically opposite a closed threaded entry which can be opened by the user if required (with suitable tool).

For fixing on hoods

loop

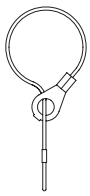

Type 12

ambient temperature limits -40 °C / +70 °C

dimensions shown in mm are not binding and may be changed without notice

T-TYPE / H production lines HYGIENIC SERIES

inserts		page:
CD	40 poles + ⏚	70
CDD	72 poles + ⏚	79
CDS	27 poles + ⏚	-
CDSH	27 poles + ⏚	88
CNE	16 poles + ⏚	112
CSE	16 poles + ⏚	-
CSH	16 poles + ⏚	112
CSH S	16 poles + ⏚	124
CCE	16 poles + ⏚	132
CMSH, CMCE	6+2 (aux) poles + ⏚	138 - 139
CSS	16 poles + ⏚	150
CT, CTSE (16A) *)	16 poles + ⏚	162
CQE	32 poles + ⏚	170
CQEE	40 poles + ⏚	176
CP	6 poles + ⏚	178
CX	6/12, 6/36 and 12/2 poles + ⏚	197 - 199
CX	4/0 and 4/2 poles + ⏚	200 - 201
MIXO	4 modules	262 - 317

*) only for standard insulating version THIH

housings with double lever HNBR gasket



hoods with double lever, top entry covers, HNBR gasket

description	part No.	entry M	part No.	entry M	part No. (with loop)
bulkhead mounting housing with thermoplastic levers	**THIH 16**				
surface mounting housing, thermoplastic levers, high construction	**TAPH 16.32**	32			
surface mounting housing, thermoplastic levers, high construction	**TAPH 16.40**	40			
with thermoplastic levers and gasket, high construction			**TAVH 16 G32**	32	
with thermoplastic levers and gasket, high construction			**TAVH 16 G40**	40	
cover with 2 thermoplastic levers and gasket					**THCH 16 G**

panel cut-out for bulkhead mounting housings

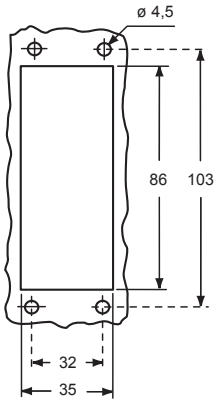

THIH

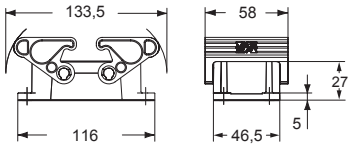

TAVH G

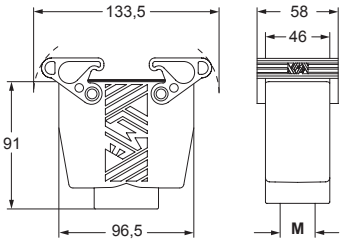

TAPH

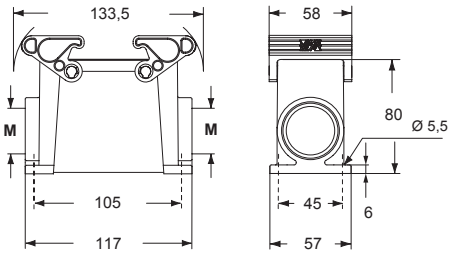

THCH G

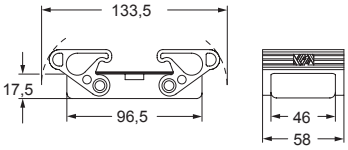

The surface mounting, high construction housings are supplied with an open threaded entry and diametrically opposite a closed threaded entry which can be opened by the user if required (with suitable tool).

TMAO Hoods (page 484)

TMAV Hoods (page 484)

TCHC TCHC S Covers with eyelet (page 485)

For fixing on hoods

loop

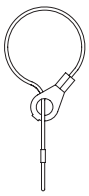

Type 12

ambient temperature limits -40 °C / +70 °C

T-TYPE / H production lines HYGIENIC SERIES

inserts		page:
CD	64 poles + ⏚	**72**
CDD	108 poles + ⏚	**81**
CDS	42 poles + ⏚	**-**
CDSH	42 poles + ⏚	**89**
CNE	24 poles + ⏚	**113**
CSE	24 poles + ⏚	**-**
CSH	24 poles + ⏚	**113**
CSH S	24 poles + ⏚	**125**
CCE	24 poles + ⏚	**133**
CMSH	10+2 (aux) poles + ⏚	**140**
CMCE	10+2 (aux) poles + ⏚	**141**
CSS	24 poles + ⏚	**151**
CT, CTSE (16A) ***)**	24 poles + ⏚	**163**
CQE	46 poles + ⏚	**171**
CQEE	64 poles + ⏚	**177**
CX	4/8 and 6/6 poles + ⏚	**204, 206**
MIXO	6 modules	**262 - 317**

***)** only for standard insulating version THIH

housings with double lever HNBR gasket



hoods with double lever, top entry covers, HNBR gasket

description	part No.	entry M	part No.	entry M	part No. (with loop)
bulkhead mounting housing with thermoplastic levers	**THIH 24**				
surface mounting housing, thermoplastic levers, high construction	**TAPH 24.32**	32			
surface mounting housing, thermoplastic levers, high construction	**TAPH 24.40**	40			
with thermoplastic levers and gasket, high construction			**TAVH 24 G32**	32	
with thermoplastic levers and gasket, high construction			**TAVH 24 G40**	40	
cover with 2 thermoplastic levers and gasket					**THCH 24 G**

panel cut-out for bulkhead mounting housings

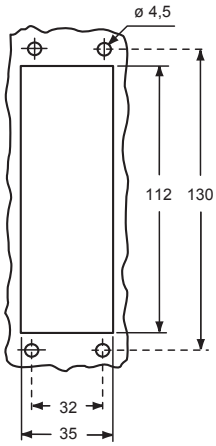

THIH

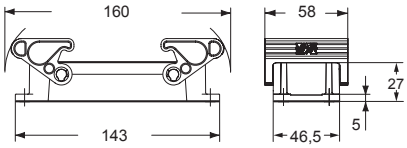

TAVH G

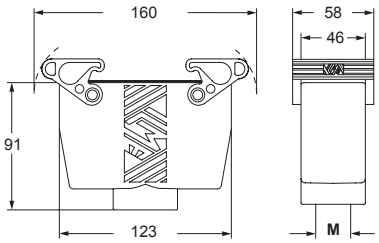

TAPH

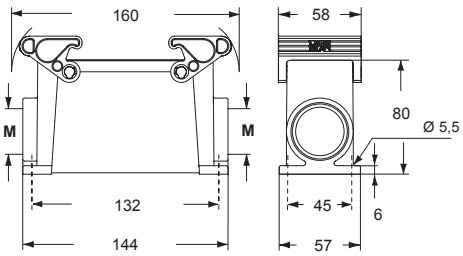

The surface mounting, high construction housings are supplied with an open threaded entry and diametrically opposite a closed threaded entry which can be opened by the user if required (with suitable tool).

THCH G

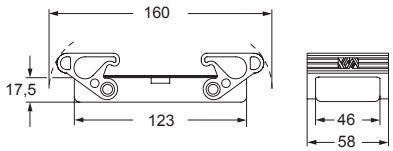

TMAO Hoods (page 486)

TMAV Hoods (page 486)

TCHC TCHC S Covers with eyelet (page 487)

For fixing on hoods

loop

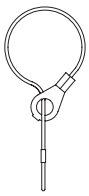

Type 12

ambient temperature limits -40 °C / +70 °C

dimensions shown in mm are not binding and may be changed without notice

AH M25IF(L) - AH M32IF(L) cable glands HYGIENIC SERIES

enclosures:	page:
HYGIENIC T-TYPE / H IP66/IP69 (only M25 or M32)	501 - 504

HYGIENIC M25 cable gland

HYGIENIC M32 cable gland

description	part No.	M threading	part No.	M threading
cable glands M25X1,5				
for cable ø 12,0-15,0	**AH M25IF**	M25		
for cable ø 15,0-18,0	**AH M25IFL**	M25		
cable glands M32X1,5				
for cable ø 18,0-21,0			**AH M32IF**	M32
for cable ø 20,0-23,0			**AH M32IFL**	M32

NOTE: For details about their installation refer to the instruction sheet accompanying the product:
- ECOLAB compliant
- EHEDG compliant
- IP68, IP69 degree of protection
- ambient temperature limit: -20 °C ... +85 °C
- c UL us (UL Recognized Component for USA and Canada), c UL us (UL Listed Product for USA and Canada), EAC certified

Designed and certified in accordance with the EHEDG guidelines

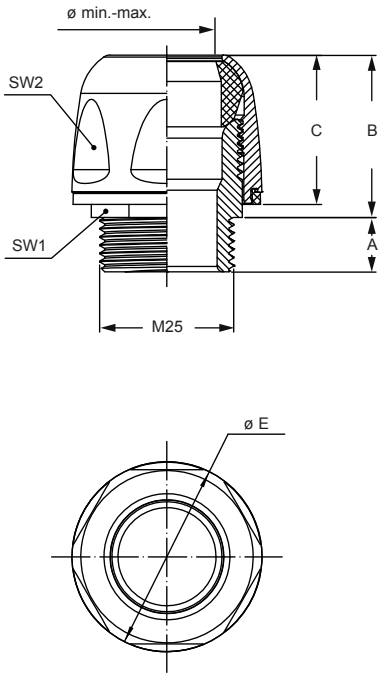

part No.	A	B	C	SW1	SW2	ø E	ø min.-max.
AH M25IF	10	30	27	24	32	34,9	12,0-15,0
AH M25IFL	10	30	27	24	32	34,9	15,0-18,0

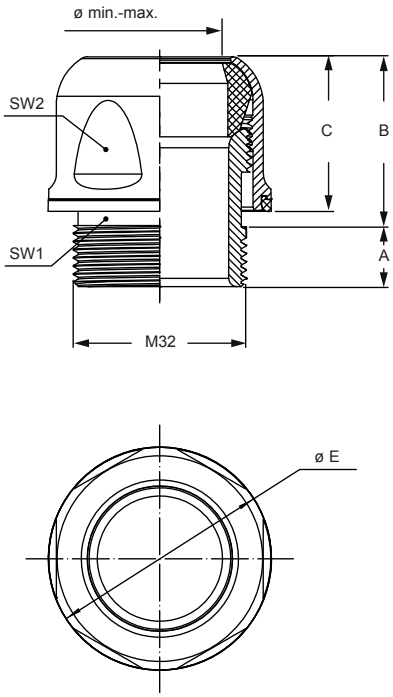

part No.	A	B	C	SW1	SW2	ø E	ø min.-max.
AH M32IF	11	32	28	30	38	40,9	18,0-21,0
AH M32IFL	11	32	28	30	38	40,9	20,0-23,0

T-TYPE / C low-temperature HYGIENIC SERIES

inserts		page:
CDD	24 poles + ⏚	**76**
CDS	9 poles + ⏚	**-**
CDSH	9 poles + ⏚	**86**
CDSH NC	6 poles + ⏚	**95**
CNE	6 poles + ⏚	**110**
CSE	6 poles + ⏚	**-**
CSH	6 poles + ⏚	**110**
CSH S	6 poles + ⏚	**122**
CCE	6 poles + ⏚	**130**
CSS	6 poles + ⏚	**148**
CT, CTSE (16A) ***)**	6 poles + ⏚	**160**
CQE	10 poles + ⏚	**168**
MIXO	2 modules	**262 - 317**

***)** only for standard insulating version THIC

housings with single lever SILICONE gasket

hoods with single lever, top entry covers, SILICONE gasket

description	part No.	entry M	part No.	entry M	part No. (with loop)
bulkhead mounting housing with thermoplastic lever	**THIC 06 L**				
surface mounting housing, thermoplastic lever, high construction	**TAPC 06 L25**	25			
surface mounting housing, thermoplastic lever, high construction	**TAPC 06 L32**	32			
with thermoplastic lever and gasket, high construction			**TAVC 06 LG25**	25	
with thermoplastic lever and gasket, high construction			**TAVC 06 LG32**	32	
cover with thermoplastic lever and gasket					**THCC 06 LG**

panel cut-out for bulkhead mounting housings

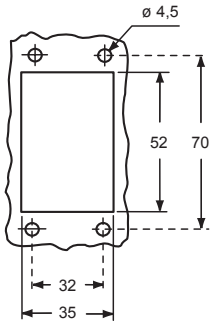

THIC L

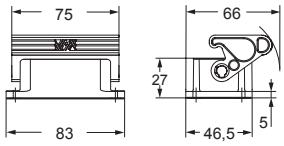

TAVC LG

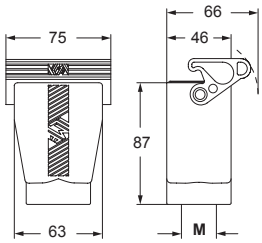

TAPC L

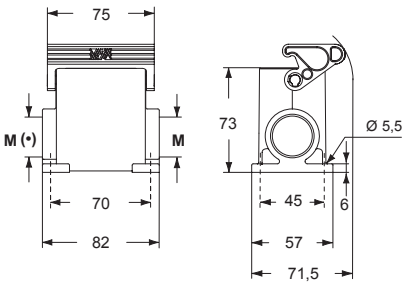

THCC LG

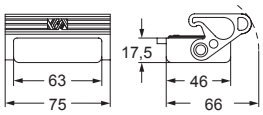

(•) The surface mounting, high construction housings are supplied with an open threaded entry (•) and diametrically opposite a closed threaded entry which can be opened by the user if required (with suitable tool).

TMAO Hoods (page 480)

TMAV Hoods (page 480)

TCHC L TCHC SL Covers with eyelet (page 481)

For fixing on hoods

loop

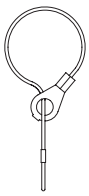

c UL us Type 12

EN 60529 IP66 IP69 IEC 60529 ambient temperature limits -50 °C / +70 °C

dimensions shown in mm are not binding and may be changed without notice

T-TYPE / C low-temperature HYGIENIC SERIES

inserts		page:
CDD	42 poles + ⏚	**78**
CDS	18 poles + ⏚	**-**
CDSH	18 poles + ⏚	**87**
CNE	10 poles + ⏚	**111**
CSE	10 poles + ⏚	**-**
CSH	10 poles + ⏚	**111**
CSH S	10 poles + ⏚	**123**
CCE	10 poles + ⏚	**131**
CMSH	3+2 (aux) poles + ⏚	**136**
CMCE	3+2 (aux) poles + ⏚	**137**
CSS	10 poles + ⏚	**149**
CT, CTSE (16A) ***)**	10 poles + ⏚	**161**
CQE	18 poles + ⏚	**169**
CX	8/24 poles + ⏚	**194**
MIXO	3 modules	**262 - 317**

***)** only for standard insulating version THIC

housings with double lever SILICONE gasket



hoods with double lever, top entry covers, SILICONE gasket

description	part No.	entry M	part No.	entry M	part No. (with loop)
bulkhead mounting housing with thermoplastic levers	**THIC 10**				
surface mounting housing, thermoplastic levers, high construction	**TAPC 10.25**	25			
surface mounting housing, thermoplastic levers, high construction	**TAPC 10.32**	32			
with thermoplastic levers and gasket, high construction			**TAVC 10 G25**	25	
with thermoplastic levers and gasket, high construction			**TAVC 10 G32**	32	
cover with 2 thermoplastic levers and gasket					**THCC 10 G**

panel cut-out for bulkhead mounting housings

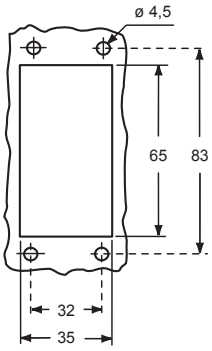

THIC

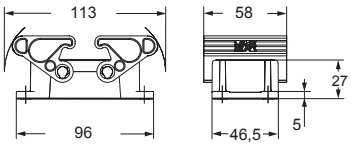

TAVC G

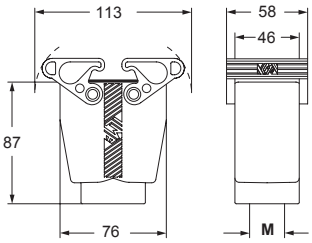

TAPC

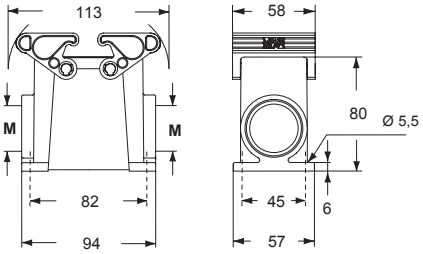

THCC G

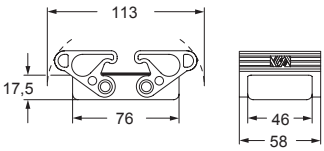

TMAO Hoods (page 482)

TMAV Hoods (page 482)

TCHC TCHC S Covers with eyelet (page 483)

The surface mounting, high construction housings are supplied with an open threaded entry and diametrically opposite a closed threaded entry which can be opened by the user if required (with suitable tool).

For fixing on hoods

loop

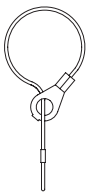

Type 12

IP66 IP69 — ambient temperature limits -50 °C / +70 °C

T-TYPE / C low-temperature HYGIENIC SERIES

inserts		page:
CD	40 poles + ⏚	**70**
CDD	72 poles + ⏚	**79**
CDS	27 poles + ⏚	**-**
CDSH	27 poles + ⏚	**88**
CNE	16 poles + ⏚	**112**
CSE	16 poles + ⏚	**-**
CSH	16 poles + ⏚	**112**
CSH S	16 poles + ⏚	**124**
CCE	16 poles + ⏚	**132**
CMSH, CMCE	6+2 (aux) poles + ⏚	**138 - 139**
CSS	16 poles + ⏚	**150**
CT, CTSE (16A) ***)**	16 poles + ⏚	**162**
CQE	32 poles + ⏚	**170**
CQEE	40 poles + ⏚	**176**
CP	6 poles + ⏚	**178**
CX	6/12, 6/36 and 12/2 poles + ⏚	**197 - 199**
CX	4/0 and 4/2 poles + ⏚	**200 - 201**
MIXO	4 modules	**262 - 317**

***)** only for standard insulating version THIC

housings with double lever SILICONE gasket



hoods with double lever, top entry covers, SILICONE gasket

description	part No.	entry M	part No.	entry M	part No. (with loop)
bulkhead mounting housing with thermoplastic levers	**THIC 16**				
surface mounting housing, thermoplastic levers, high construction	**TAPC 16.32**	32			
surface mounting housing, thermoplastic levers, high construction	**TAPC 16.40**	40			
with thermoplastic levers and gasket, high construction			**TAVC 16 G32**	32	
with thermoplastic levers and gasket, high construction			**TAVC 16 G40**	40	
cover with 2 thermoplastic levers and gasket					**THCC 16 G**

panel cut-out for bulkhead mounting housings

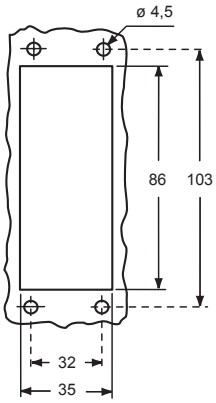

THIC

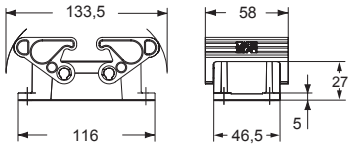

TAVC G

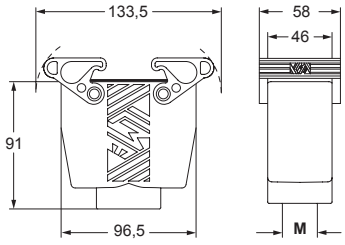

TAPC

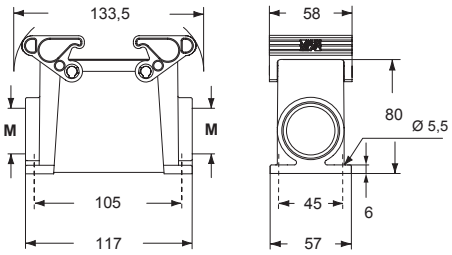

The surface mounting, high construction housings are supplied with an open threaded entry and diametrically opposite a closed threaded entry which can be opened by the user if required (with suitable tool).

THCC G

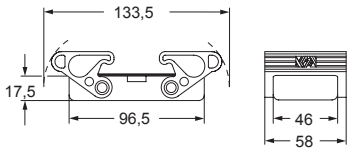

TMAO Hoods (page 484)

TMAV Hoods (page 484)

TCHC TCHC S Covers with eyelet (page 485)

For fixing on hoods

loop

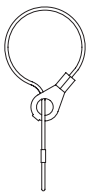

Type 12

ambient temperature limits -50 °C / +70 °C

dimensions shown in mm are not binding and may be changed without notice

T-TYPE / C low-temperature HYGIENIC SERIES

inserts		page:
CD	64 poles + ⏚	**72**
CDD	108 poles + ⏚	**81**
CDS	42 poles + ⏚	**-**
CDSH	42 poles + ⏚	**89**
CNE	24 poles + ⏚	**113**
CSE	24 poles + ⏚	**-**
CSH	24 poles + ⏚	**113**
CSH S	24 poles + ⏚	**125**
CCE	24 poles + ⏚	**133**
CMSH	10+2 (aux) poles + ⏚	**140**
CMCE	10+2 (aux) poles + ⏚	**141**
CSS	24 poles + ⏚	**151**
CT, CTSE (16A) *)	24 poles + ⏚	**163**
CQE	46 poles + ⏚	**171**
CQEE	64 poles + ⏚	**177**
CX	4/8 and 6/6 poles + ⏚	**204, 206**
MIXO	6 modules	**262 - 317**

*) only for standard insulating version THIC

housings with double lever SILICONE gasket



hoods with double lever, top entry covers, SILICONE gasket

description	part No.	entry M	part No.	entry M	part No. (with loop)
bulkhead mounting housing with thermoplastic levers	**THIC 24**				
surface mounting housing, thermoplastic levers, high construction	**TAPC 24.32**	32			
surface mounting housing, thermoplastic levers, high construction	**TAPC 24.40**	40			
with thermoplastic levers and gasket, high construction			**TAVC 24 G32**	32	
with thermoplastic levers and gasket, high construction			**TAVC 24 G40**	40	
cover with 2 thermoplastic levers and gasket					**THCC 24 G**

panel cut-out for bulkhead mounting housings

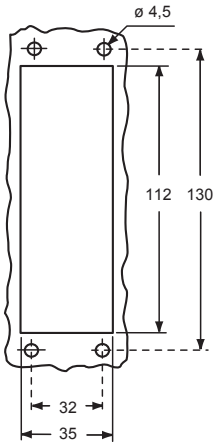

TMAO Hoods (page 486)

TMAV Hoods (page 486)

TCHC TCHC S Covers with eyelet (page 487)

Type 12

EN 60529 IP66 IP69 IEC 60529 ambient temperature limits -50 °C / +70 °C

THIC

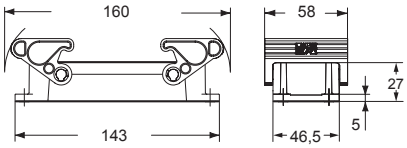

TAPC

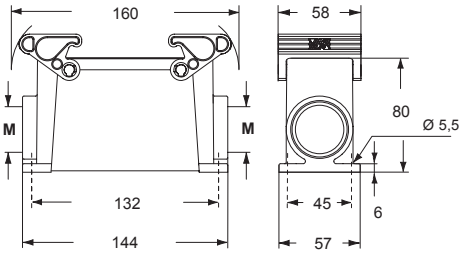

The surface mounting, high construction housings are supplied with an open threaded entry and diametrically opposite a closed threaded entry which can be opened by the user if required (with suitable tool).

TAVC G

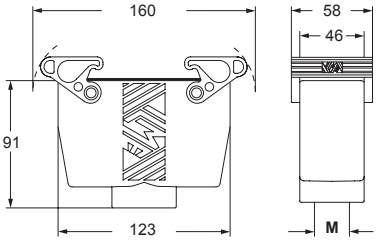

THCC G

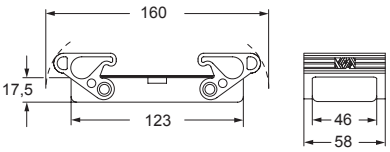

For fixing on hoods

loop

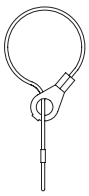

CR..BPE PE earth jumpers

inserts		page:
CD	40, 64 poles + ⏚	**70, 72**
CDD	24, 42, 72, 108 poles + ⏚	**76 - 81**
CDS	9, 18, 27, 42 poles + ⏚	**-**
CDSH	9, 18, 27, 42 poles + ⏚	**86 - 89**
CNE	6, 10, 16, 24 poles + ⏚	**110 - 113**
CSE	6, 10, 16, 24 poles + ⏚	**-**
CSH	6, 10, 16, 24 poles + ⏚	**110 - 113**
CSH S	6, 10, 16, 24 poles + ⏚	**122 - 125**
CCE	6, 10, 16, 24 poles + ⏚	**130 - 133**
CMSH	3, 6, 10 +2 (aux) poles + ⏚	**136 - 140**
CMCE	3, 6, 10 +2 (aux) poles + ⏚	**137 - 141**
CSS	6, 10, 16, 24 poles + ⏚	**148 - 151**
CT, CTSE	6, 10, 16, 24 poles + ⏚	**160 - 163**
CQE	10, 18, 32, 46 poles + ⏚	**168 - 171**
CQEE	40, 64 poles + ⏚	**176 - 177**
CP	6 poles + ⏚	**178**
CX	8/24, 6/36, 12/2 poles + ⏚	**194 - 199**

PE optional earth jumpers

description	part No.
galvanized brass, to be optionally used with T-TYPE enclosures series:	
for inserts “44.27” size	**CR 06 BPE**
for inserts “57.27” size	**CR 10 BPE**
for inserts “77.27” size	**CR 16 BPE**
for inserts “104.27” size	**CR 24 BPE**

CR...BPE accessories PE (protective earth) jumpers could be mounted under the connector inserts for the connection of the two insert’s PE plates.

To guarantee to proper alignment of the insert inside the enclosure, it is necessary to use both jumpers supplied (in the same housing or hood); the jumpers are not usable individually.

Furthermore the user is responsible for verifying the continuity of the PE connection ⏚ (male and female) independently of using CR...BPE earth jumpers.
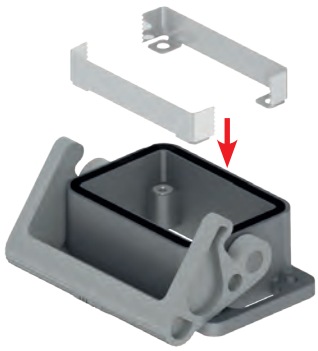
Optional earth jumpers