E-Xtreme® series

TECHNICAL FEATURES

The protection is granted also in case of impact with stones and sand. The materials are able to withstand UV radiations, a wide temperature range and harsh chemicals.

The E-Xtreme® series is available in the **full range** of ILME aluminum hoods and housings versions.

Applicable test standards

EN 61984:2009-06	Connectors - Safety requirements and tests
EN 60529: 1991 + A1: 2000 + A2: 2013	Degrees of protection provided by enclosures (IP code)
EN ISO 9227: 2012	Corrosion tests in artificial atmospheres - Salt spray tests
ASTM B117-16	Standard practice for operating salt spray (fog) apparatus
EN 60512 (series)	Connectors for electronic equipment - Tests and measurement
EN 60068-2-68: 1996	Environmental testing - Part 2-68: Tests - Test L: Dust and sand
EN ISO 20567-1: 2005	Paints and varnishes -- Determination of stone-chip resistance of coatings -- Part 1: Multi-impact testing

General specifications

Material	Aluminum die-cast
Painting	Epoxy powder coating
Colour	RAL 7016 (dark grey)
Locking lever, springs and pegs	Stainless steel
Lever handle	C-TYPE lever: Polyamide V-TYPE lever: Stainless steel
Gasket	FKM
Silicone-based compounds	Free (except version for -60 °C… +180 °C)
EN ISO 9227: 2012	3.000 hours (V-TYPE lever and hood with moulded pegs) 2.000 hours (C-TYPE lever and hood with riveted stainless steel bolts)
Temperature limits	-40 °C… +180 °C (-60 °C… +180 °C with silicone gasket) (V-TYPE lever and IP68) -40 °C… +125 °C (Class lever and sizes “21.21”, “49.16” and “66.16”)
Degree of protection according to IEC/EN 60529 (in mated and locked condition)	IP44, **IP65**/IP69, **IP66**/IP69, IP66/**IP67**/IP69, IP66/**IP68**/IP69
Stone chipping test	ISO 20567-1
Dust and sand blasting test	EN 60068-2-68
Vibration test	EN 61373 cat. 1B, 3 axis EN 60068-2-6 10÷500 Hz 0,35mm/5g break point 60, 1 Hz 3 axis
Shock test	EN 61373 cat. 1B, 3 axis
UV resistance	EN ISO 4892-2, EN 50467 on locked housings
Ozone resistance	EN 50467 on locked housings
Chemical resistance	Cleaning fluids, anti-freezing fluids, mineral and synthetic oils, cooling fluids, diesel fuel

E-Xtreme® series

ADVANTAGES

Metal hoods and housings intended for **extremely demanding environments,** with special protective treatment under painting.

Their **special patented protective coating** assures a high level of protection against the corrosion even in case of long term exposure to salt mist.

- **3.000 hours in salt spray tests**
- **IP66, IP67, IP69** degree of protection (EN 60529)
- corrosion-proof aluminium with a **special coating** under the powder painting colour **RAL 7016 dark grey**
- **FKM** gasket (-40 °C...+180 °C) or **silicone** gasket (-60 °C...+180 °C)
- **V-TYPE lever or C-TYPE lever,** hoods with moulded pegs or riveted stainless steel bolts
- **durable protection** against damage caused by stone chip, icing, salt mist, UV radiations and harsh gases

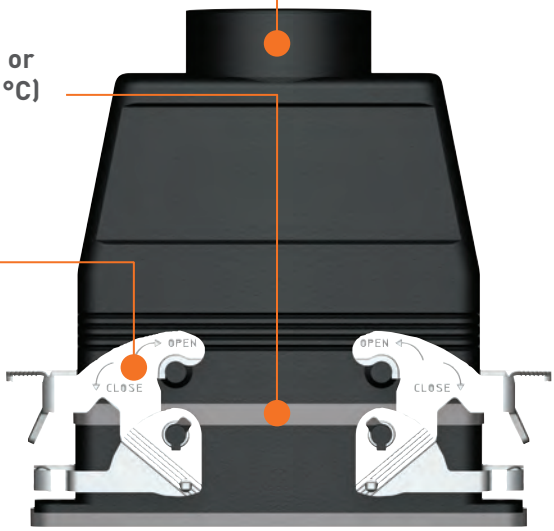

- icing
- very low temperatures
- salt mist
- impact resistant
- UV radiations
- chemical resistant

Watch our E-Xtreme® enclosure series video

C7 and M7 - M7A IP67 enclosures V-TYPE lever version E-Xtreme®

inserts		page:
CDD	42 poles + ⏚	**78**
CDS	18 poles + ⏚	**-**
CDSH	18 poles + ⏚	**87**
CNE	10 poles + ⏚	**111**
CSE	10 poles + ⏚	**-**
CSH	10 poles + ⏚	**111**
CSH S	10 poles + ⏚	**123**
CCE	10 poles + ⏚	**131**
CMSH	3+2 (aux) poles + ⏚	**136**
CMCE	3+2 (aux) poles + ⏚	**137**
CSS	10 poles + ⏚	**149**
CT, CTSE (16A) ***)**	10 poles + ⏚	**161**
CQE	18 poles + ⏚	**169**
CX	8/24 poles + ⏚	**194**
MIXO	3 modules	**262 - 317**

***)** can be used only in bulkhead mounting housings

bulkhead mounting housings with single lever in stainless steel

3.000 HOURS

surface mounting housings with single lever in stainless steel

2.000 HOURS

description	part No.	part No.	entry M
with lever and gasket, size “44.27”	**C7IE 06 L**		
with lever, size “44.27”		**M7PE 06 L20**	20
with lever, size “44.27”		**M7PE 06 L220**	20 x 2
with lever, high construction, size “44.27”		**M7APE 06 L32**	32
with lever, high construction, size “44.27”		**M7APE 06L232**	32 x 2
with lever, high construction, size “44.27”		**M7APE 06 L40**	40
with lever, high construction, size “44.27”		**M7APE 06L240**	40 x 2

- the lever, due to the vertical closing movement, offers an IP66/IP67 degree of protection (according to EN 60529) when fitted with a complete and coupled connector and used with ILME hoods in die cast aluminum with pegs (without adapter, for further information please contact ILME S.p.A.)
- 3.000 hours in salt spray tests (EN ISO 9227) for bulkhead enclosures with V-TYPE lever and hood with moulded pegs (low number of mating cycles)
- 2.000 hours in salt spray tests (EN ISO 9227) for surface mounting housings
- temperature limits: -40 °C ... +180 °C on request -60 °C ... +180 °C with silicone gasket (125 °C - 180 °C with RY inserts)

C7IE L

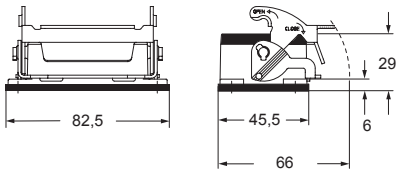

panel cut-out for bulkhead mounting housings

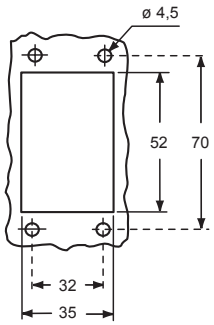

M7PE L - M7APE L

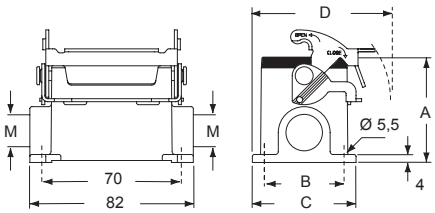

type	A	B	C	D
M7PE 06 L	53	40	52	70
M7APE 06 L	74	45	57	72,5

For bulkhead mounting housings, IP66/IP67 degree of protection is guaranteed for mounting on a sufficiently rigid panel; use suitable length M4 screws (negligible surface buckling when subjected to tightening couple on the fixing screws of 0,8 - 1,2 Nm or deformation caused by the weight of the complete connector).
In case of insufficient rigidity use of C7.. FL counterflanges (page 443) is recommended, in which case use suitable length M4 screws and M4 (on the enclosure) and M4 (on the counterflange) flat/spring washers with M4 locknut.
In addition, the panel surface in contact with the counterflange gasket of the bulkhead mounting housings must be free from defects (deep scratches, grooves, burrs) that could negatively affect the performance of the gasket.

Type 4/4X/12

EN 60529 IP66 IP67 IP69 IEC 60529

E-Xtreme®

dimensions shown in mm are not binding and may be changed without notice

MH - MF for aggressive environments E-Xtreme®

inserts		page:
CDD	24 poles + ⏚	76
CDS	9 poles + ⏚	-
CDSH	9 poles + ⏚	86
CDSH NC	6 poles + ⏚	95
CNE	6 poles + ⏚	110
CSE	6 poles + ⏚	-
CSH	6 poles + ⏚	110
CSH S	6 poles + ⏚	122
CCE	6 poles + ⏚	130
CSS	6 poles + ⏚	148
CQE	10 poles + ⏚	168
MIXO	2 modules	262 - 317

hoods with 2 moulded pegs

3.000 HOURS

hoods with 2 moulded pegs

3.000 HOURS

description	part No.	entry M	part No.	entry M
with pegs, side entry	**MHOE 06 L20M**	20		
with pegs, side entry	**MHOE 06 L25M**	25		
with pegs, side entry, high construction, without adapter [1]			**MFOE 06 L32M**	32
with pegs, side entry, high construction, without adapter [1]			**MFOE 06 L40M**	40
with pegs, top entry [2] [3]	**MHVE 06 L20M**	20		
with pegs, top entry [2]	**MHVE 06 L25M**	25		
with pegs, top entry, high construction, without adapter [1]			**MFVE 06 L32M**	32
with pegs, top entry, high construction, without adapter [1]			**MFVE 06 L40M**	40

[1] enclosure without adapter, threaded on the body, to be used only with a complete cable gland.

[2] cannot be used with MIXO series.

[3] can only be used with a complete cable gland (to be purchased separately).

- 3.000 hours in salt spray tests (EN ISO 9227) for bulkhead enclosures with V-TYPE lever and hood with moulded pegs (low number of mating cycles)
- 2.000 hours in salt spray tests (EN ISO 9227) with other E-Xtreme® housings
- temperature limits: -40 °C ... +180 °C on request -60 °C ... +180 °C with silicone gasket (125 °C - 180 °C with RY inserts)
- alternatively, hoods with pegs are coupled with fixed enclosures:
  - C7 E-Xtreme®, IP66/IP67, page 530
  - C-TYPE E-Xtreme®, IP66, page 542

MHOE L..M

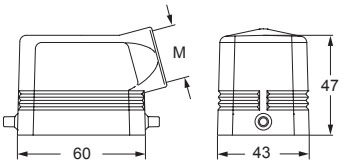

MFOE L..M

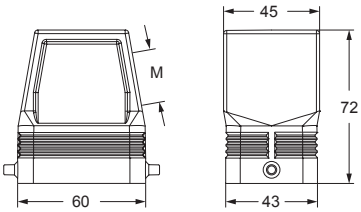

MHVE L..M

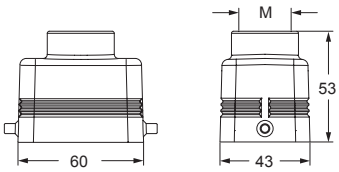

MFVE L..M

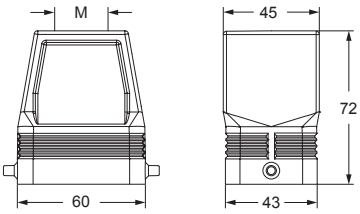

Type 4/4X/12

IP67 if hoods with fused pegs and without adapters coupled with IP67 housings

according to the type of lever also IP69 according to IEC/EN 60529

E-Xtreme®

C7 and M7 - M7A IP67 enclosures V-TYPE lever version E-Xtreme®

inserts		page:
CDD	42 poles + ⏚	**78**
CDS	18 poles + ⏚	**-**
CDSH	18 poles + ⏚	**87**
CNE	10 poles + ⏚	**111**
CSE	10 poles + ⏚	**-**
CSH	10 poles + ⏚	**111**
CSH S	10 poles + ⏚	**123**
CCE	10 poles + ⏚	**131**
CMSH	3+2 (aux) poles + ⏚	**136**
CMCE	3+2 (aux) poles + ⏚	**137**
CSS	10 poles + ⏚	**149**
CT, CTSE (16A) ***)**	10 poles + ⏚	**161**
CQE	18 poles + ⏚	**169**
CX	8/24 poles + ⏚	**194**
MIXO	3 modules	**262 - 317**

***)** can be used only in bulkhead mounting housings

bulkhead mounting housings with 2 levers in stainless steel

3.000 HOURS

surface mounting housings with 2 levers in stainless steel



2.000 HOURS

description	part No.	part No.	entry M
with levers and gasket, size “57.27”	**C7IE 10**		
with levers, size “57.27”		**M7PE 10.20**	20
with levers, size “57.27”		**M7PE 10.220**	20 x 2
with levers, high construction, size “57.27”		**M7APE 10.32**	32
with levers, high construction, size “57.27”		**M7APE 10.232**	32 x 2
with levers, high construction, size “57.27”		**M7APE 10.40**	40
with levers, high construction, size “57.27”		**M7APE 10.240**	40 x 2

- the lever, due to the vertical closing movement, offers an IP66/IP67 degree of protection (according to EN 60529) when fitted with a complete and coupled connector and used with ILME hoods in die cast aluminum with pegs (without adapter, for further information please contact ILME S.p.A.)
- 3.000 hours in salt spray tests (EN ISO 9227) for bulkhead enclosures with V-TYPE lever and hood with moulded pegs (low number of mating cycles)
- 2.000 hours in salt spray tests (EN ISO 9227) for surface mounting housings
- temperature limits: -40 °C ... +180 °C on request -60 °C ... +180 °C with silicone gasket (125 °C - 180 °C with RY inserts)

C7IE

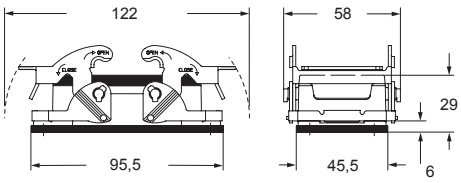

panel cut-out for bulkhead mounting housings

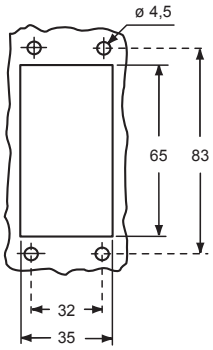

For bulkhead mounting housings, IP66/IP67 degree of protection is guaranteed for mounting on a sufficiently rigid panel; use suitable length M4 screws (negligible surface buckling when subjected to tightening couple on the fixing screws of 0,8 - 1,2 Nm or deformation caused by the weight of the complete connector).
In case of insufficient rigidity use of C7.. FL counterflanges (page 443) is recommended, in which case use suitable length M4 screws and M4 (on the enclosure) and M4 (on the counterflange) flat/spring washers with M4 locknut.
In addition, the panel surface in contact with the counterflange gasket of the bulkhead mounting housings must be free from defects (deep scratches, grooves, burrs) that could negatively affect the performance of the gasket.

M7PE - M7APE

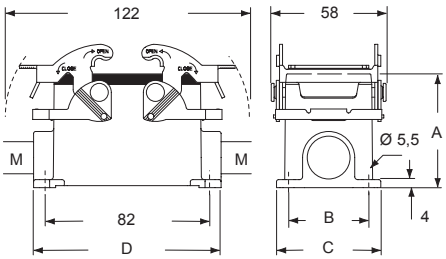

type	A	B	C	D
M7PE 10	57	40	52	93,5
M7APE 10	74	45	57	94

Type 4/4X/12

EN 60529 IP66 IP67 IP69 IEC 60529

E-Xtreme®

dimensions shown in mm are not binding and may be changed without notice

MH - MF for aggressive environments E-Xtreme®

inserts		page:
CDD	42 poles + ⏚	78
CDS	18 poles + ⏚	-
CDSH	18 poles + ⏚	87
CNE	10 poles + ⏚	111
CSE	10 poles + ⏚	-
CSH	10 poles + ⏚	111
CSH S	10 poles + ⏚	123
CCE	10 poles + ⏚	131
CMSH	3+2 (aux) poles + ⏚	136
CMCE	3+2 (aux) poles + ⏚	137
CSS	10 poles + ⏚	149
CQE	18 poles + ⏚	169
CX	8/24 poles + ⏚	194
MIXO	3 modules	262 - 317

hoods with 4 moulded pegs

3.000 HOURS

hoods with 4 moulded pegs

3.000 HOURS

description	part No.	entry M	part No.	entry M
with pegs, side entry	**MHOE 10.20M**	20		
with pegs, side entry	**MHOE 10.25M**	25		
with pegs, side entry, high construction, without adapter [1]			**MFOE 10.32M**	32
with pegs, side entry, high construction, without adapter [1]			**MFOE 10.40M**	40
with pegs, top entry [2]	**MHVE 10.20M**	20		
with pegs, top entry	**MHVE 10.25M**	25		
with pegs, top entry, high construction, without adapter [1]			**MFVE 10.32M**	32
with pegs, top entry, high construction, without adapter [1]			**MFVE 10.40M**	40

[1] enclosure without adapter, threaded on the body, to be used only with a complete cable gland.
[2] can only be used with a complete cable gland (to be purchased separately)

- 3.000 hours in salt spray tests (EN ISO 9227) for bulkhead enclosures with V-TYPE lever and hood with moulded pegs (low number of mating cycles)
- 2.000 hours in salt spray tests (EN ISO 9227) with other E-Xtreme® housings
- temperature limits: -40 °C ... +180 °C on request -60 °C ... +180 °C with silicone gasket (125 °C - 180 °C with RY inserts)
- alternatively, hoods with pegs are coupled with fixed enclosures:
  - C7 E-Xtreme®, IP66/IP67, page 532
  - C-TYPE E-Xtreme®, IP66, page 543

MHOE..M

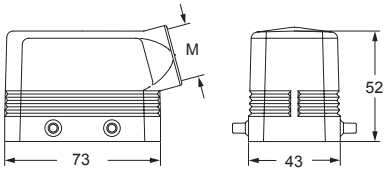

MFOE..M

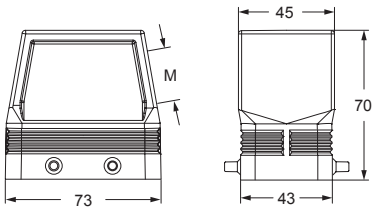

MHVE..M

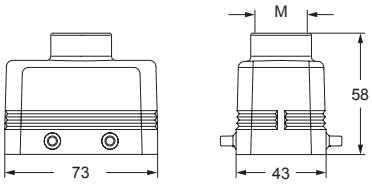

MFVE..M

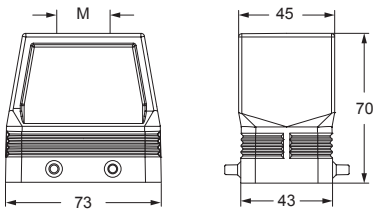

Type 4/4X/12

IP67 if hoods with fused pegs and without adapters coupled with IP67 housings
according to the type of lever also IP69 according to IEC/EN 60529

E-Xtreme®

C7 and M7 - M7A IP67 enclosures V-TYPE lever version E-Xtreme®

inserts		page:
CD	40 poles + ⏚	**70**
CDD	72 poles + ⏚	**79**
CDS	27 poles + ⏚	**-**
CDSH	27 poles + ⏚	**88**
CNE	16 poles + ⏚	**112**
CSE	16 poles + ⏚	**-**
CSH	16 poles + ⏚	**112**
CSH S	16 poles + ⏚	**124**
CCE	16 poles + ⏚	**132**
CMSH, CMCE	6+2 (aux) poles + ⏚	**138 - 139**
CSS	16 poles + ⏚	**150**
CT, CTS (10A) ***)**	40 poles + ⏚	**156**
CT, CTSE (16A) ***)**	16 poles + ⏚	**162**
CQE	32 poles + ⏚	**170**
CQEE	40 poles + ⏚	**176**
CP	6 poles + ⏚	**178**
CX	6/12, 6/36 and 12/2 poles + ⏚	**197 - 199**
CX	4/0 and 4/2 poles + ⏚	**200 - 201**
MIXO	4 modules	**262 - 317**

***)** can be used only in bulkhead mounting housings

bulkhead mounting housings with 2 levers in stainless steel

3.000 HOURS

surface mounting housings with 2 levers in stainless steel



2.000 HOURS

description	part No.	part No.	entry M
with levers and gasket, size “77.27”	**C7IE 16**		
with levers, size ”77.27“		**M7PE 16.25**	25
with levers, size ”77.27“		**M7PE 16.225**	25 x 2
with levers, high construction, size ”77.27“		**M7APE 16.32**	32
with levers, high construction, size ”77.27“		**M7APE 16.232**	32 x 2
with levers, high construction, size ”77.27“		**M7APE 16.40**	40
with levers, high construction, size ”77.27“		**M7APE 16.240**	40 x 2

- the lever, due to the vertical closing movement, offers an IP66/IP67 degree of protection (according to EN 60529) when fitted with a complete and coupled connector and used with ILME hoods in die cast aluminum with pegs (without adapter, for further information please contact ILME S.p.A.)
- 3.000 hours in salt spray tests (EN ISO 9227) for bulkhead enclosures with V-TYPE lever and hood with moulded pegs (low number of mating cycles)
- 2.000 hours in salt spray tests (EN ISO 9227) for surface mounting housings
- temperature limits: -40 °C ... +180 °C on request -60 °C ... +180 °C with silicone gasket (125 °C - 180 °C with RY inserts)

C7IE

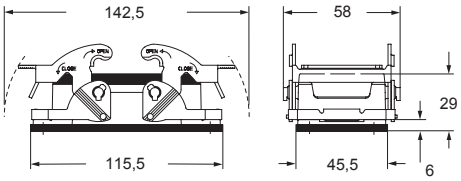

panel cut-out for bulkhead mounting housings

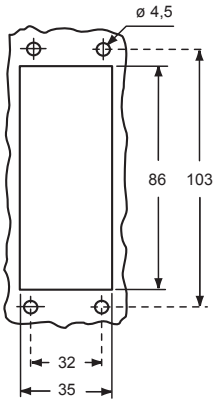

For bulkhead mounting housings, IP66/IP67 degree of protection is guaranteed for mounting on a sufficiently rigid panel; use suitable length M4 screws (negligible surface buckling when subjected to tightening couple on the fixing screws of 0,8 - 1,2 Nm or deformation caused by the weight of the complete connector).
In case of insufficient rigidity use of C7.. FL counterflanges (page 443) is recommended, in which case use suitable length M4 screws and M4 (on the enclosure) and M4 (on the counterflange) flat/spring washers with M4 locknut.
In addition, the panel surface in contact with the counterflange gasket of the bulkhead mounting housings must be free from defects (deep scratches, grooves, burrs) that could negatively affect the performance of the gasket.

M7PE - M7APE

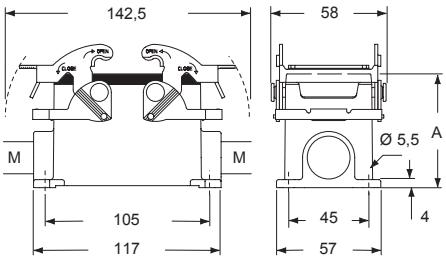

type	A
M7PE 16	63
M7APE 16	81

Type 4/4X/12

EN 60529 IP66 IP67 IP69 IEC 60529

E-Xtreme®

dimensions shown in mm are not binding and may be changed without notice

MH - MF for aggressive environments E-Xtreme®

inserts		page:
CD	40 poles + ⏚	70
CDD	72 poles + ⏚	79
CDS	27 poles + ⏚	-
CDSH	27 poles + ⏚	88
CNE	16 poles + ⏚	112
CSE	16 poles + ⏚	-
CSH	16 poles + ⏚	112
CSH S	16 poles + ⏚	124
CCE	16 poles + ⏚	132
CMSH, CMCE	6+2 (aux) poles + ⏚	138 - 139
CSS	16 poles + ⏚	150
CQE	32 poles + ⏚	170
CQEE	40 poles + ⏚	176
CP	6 poles + ⏚	178
CX	6/12, 6/36 and 12/2 poles + ⏚	197 - 199
CX	4/0 and 4/2 poles + ⏚	200 - 201
MIXO	4 modules	262 - 317

hoods with 4 moulded pegs

3.000 HOURS

hoods with 4 moulded pegs

3.000 HOURS

description	part No.	entry M	part No.	entry M
with pegs, side entry	**MHOE 16.25M**	25		
with pegs, side entry	**MHOE 16.32M**	32		
with pegs, side entry, high construction, without adapter [1]			**MFOE 16.32M**	32
with pegs, side entry, high construction, without adapter [1]			**MFOE 16.40M**	40
with pegs, top entry [2]	**MHVE 16.25M**	25		
with pegs, top entry	**MHVE 16.32M**	32		
with pegs, top entry, high construction, without adapter [1]			**MFVE 16.32M**	32
with pegs, top entry, high construction, without adapter [1]			**MFVE 16.40M**	40

[1] enclosure without adapter, threaded on the body, to be used only with a complete cable gland.
[2] can only be used with a complete cable gland (to be purchased separately)

- 3.000 hours in salt spray tests (EN ISO 9227) for bulkhead enclosures with V-TYPE lever and hood with moulded pegs (low number of mating cycles)
- 2.000 hours in salt spray tests (EN ISO 9227) with other E-Xtreme® housings
- temperature limits: -40 °C ... +180 °C on request -60 °C ... +180 °C with silicone gasket (125 °C - 180 °C with RY inserts)
- alternatively, hoods with pegs are coupled with fixed enclosures:
  - C7 E-Xtreme®, IP66/IP67, page 534
  - C-TYPE E-Xtreme®, IP66, page 544

MHOE..M

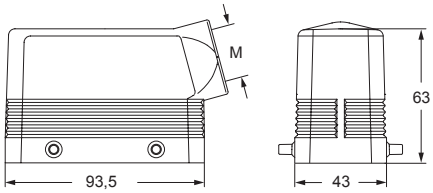

MFOE..M

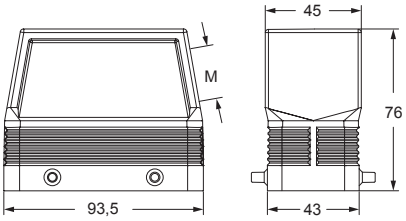

MHVE..M

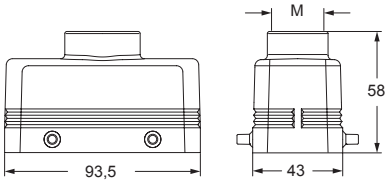

MFVE..M

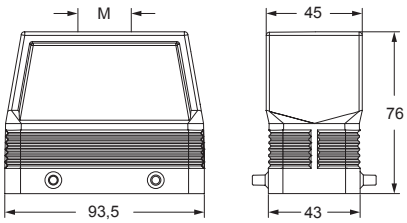

Type 4/4X/12

IP67 if hoods with fused pegs and without adapters coupled with IP67 housings
according to the type of lever also IP69 according to IEC/EN 60529

E-Xtreme®

C7 and M7 - M7A IP67 enclosures V-TYPE lever version E-Xtreme®

inserts		page:
CD	64 poles + ⏚	**72**
CDD	108 poles + ⏚	**81**
CDS	42 poles + ⏚	**-**
CDSH	42 poles + ⏚	**89**
CNE	24 poles + ⏚	**113**
CSE	24 poles + ⏚	**-**
CSH	24 poles + ⏚	**113**
CSH S	24 poles + ⏚	**125**
CCE	24 poles + ⏚	**133**
CMSH	10+2 (aux) poles + ⏚	**140**
CMCE	10+2 (aux) poles + ⏚	**141**
CSS	24 poles + ⏚	**151**
CT, CTS (10A) ***)**	64 poles + ⏚	**157**
CT, CTSE (16A) ***)**	24 poles + ⏚	**163**
CQE	46 poles + ⏚	**171**
CQEE	64 poles + ⏚	**177**
CX	4/8 and 6/6 poles + ⏚	**204 and 206**
MIXO	6 modules	**262 - 317**

***)** can be used only in bulkhead mounting housings

bulkhead mounting housings with 2 levers in stainless steel

3.000 HOURS

surface mounting housings with 2 levers in stainless steel

2.000 HOURS

description	part No.	part No.	entry M
with levers and gasket, size ”104.27”	**C7IE 24**		
with levers, size ”104.27“		**M7PE 24.25**	25
with levers, size ”104.27“		**M7PE 24.225**	25 x 2
with levers, high construction, size ”104.27“		**M7APE 24.32**	32
with levers, high construction, size ”104.27“		**M7APE 24.232**	32 x 2
with levers, high construction, size ”104.27“		**M7APE 24.40**	40
with levers, high construction, size ”104.27“		**M7APE 24.240**	40 x 2

- the lever, due to the vertical closing movement, offers an IP66/IP67 degree of protection (according to EN 60529) when fitted with a complete and coupled connector and used with ILME hoods in die cast aluminum with pegs (without adapter, for further information please contact ILME S.p.A.)
- 3.000 hours in salt spray tests (EN ISO 9227) for bulkhead enclosures with V-TYPE lever and hood with moulded pegs (low number of mating cycles)
- 2.000 hours in salt spray tests (EN ISO 9227) for surface mounting housings
- temperature limits: -40 °C ... +180 °C on request -60 °C ... +180 °C with silicone gasket (125 °C - 180 °C with RY inserts)

C7IE

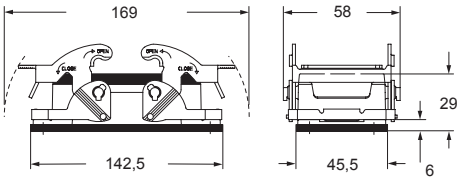

panel cut-out for bulkhead mounting housings

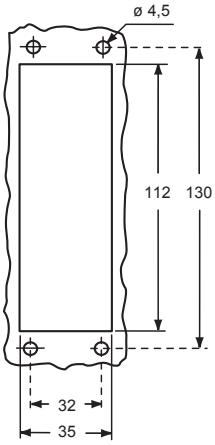

For bulkhead mounting housings, IP66/IP67 degree of protection is guaranteed for mounting on a sufficiently rigid panel; use suitable length M4 screws (negligible surface buckling when subjected to tightening couple on the fixing screws of 0,8 - 1,2 Nm or deformation caused by the weight of the complete connector).
In case of insufficient rigidity use of C7.. FL counterflanges (page 443) is recommended, in which case use suitable length M4 screws and M4 (on the enclosure) and M4 (on the counterflange) flat/spring washers with M4 locknut.
In addition, the panel surface in contact with the counterflange gasket of the bulkhead mounting housings must be free from defects (deep scratches, grooves, burrs) that could negatively affect the performance of the gasket.

M7PE - M7APE

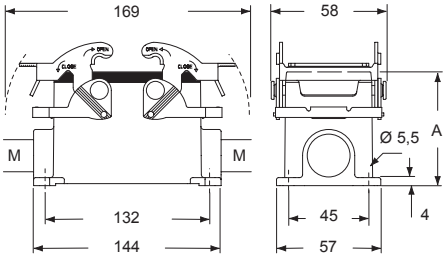

type	A
M7PE 24	63
M7APE 24	81

Type 4/4X/12

EN 60529 IP66 IP67 IP69 IEC 60529

E-Xtreme®

dimensions shown in mm are not binding and may be changed without notice

MH - MF for aggressive environments E-Xtreme®

inserts		page:
CD	64 poles + ⏚	72
CDD	108 poles + ⏚	81
CDS	42 poles + ⏚	-
CDSH	42 poles + ⏚	89
CNE	24 poles + ⏚	113
CSE	24 poles + ⏚	-
CSH	24 poles + ⏚	113
CSH S	24 poles + ⏚	125
CCE	24 poles + ⏚	133
CMSH	10+2 (aux) poles + ⏚	140
CMCE	10+2 (aux) poles + ⏚	141
CSS	24 poles + ⏚	151
CQE	46 poles + ⏚	171
CQEE	64 poles + ⏚	177
CX	4/8 and 6/6 poles + ⏚	204 and 206
MIXO	6 modules	262 - 317

hoods with 4 moulded pegs

3.000 HOURS

hoods with 4 moulded pegs

3.000 HOURS

description	part No.	entry M	part No.	entry M
with pegs, side entry	**MHOE 24.25M**	25		
with pegs, side entry	**MHOE 24.32M**	32		
with pegs, side entry, high construction, without adapter [1]			**MFOE 24.32M**	32
with pegs, side entry, high construction, without adapter [1]			**MFOE 24.40M**	40
with pegs, top entry [2]	**MHVE 24.25M**	25		
with pegs, top entry	**MHVE 24.32M**	32		
with pegs, top entry	**MHVE 24.40M**	40		
with pegs, top entry, high construction, without adapter [1]			**MFVE 24.32M**	32
with pegs, top entry, high construction, without adapter [1]			**MFVE 24.40M**	40

[1] enclosure without adapter, threaded on the body, to be used only with a complete cable gland.
[2] can only be used with a complete cable gland (to be purchased separately)

- 3.000 hours in salt spray tests (EN ISO 9227) for bulkhead enclosures with V-TYPE lever and hood with moulded pegs (low number of mating cycles)
- 2.000 hours in salt spray tests (EN ISO 9227) with other E-Xtreme® housings
- temperature limits: -40 °C ... +180 °C on request -60 °C ... +180 °C with silicone gasket (125 °C - 180 °C with RY inserts)
- alternatively, hoods with pegs are coupled with fixed enclosures:
  - C7 E-Xtreme®, IP66/IP67, page 536
  - C-TYPE E-Xtreme®, IP66, page 545

MHOE..M

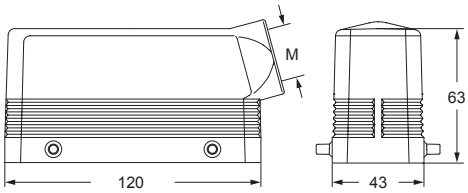

MFOE..M

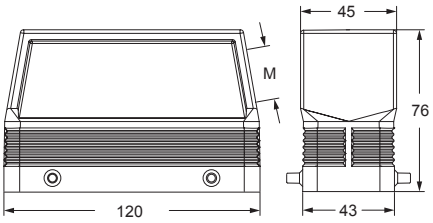

MHVE..M

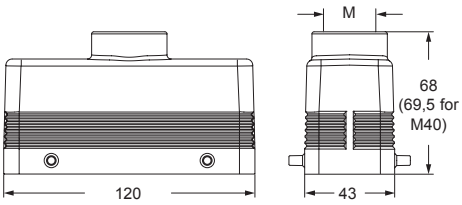

MFVE..M

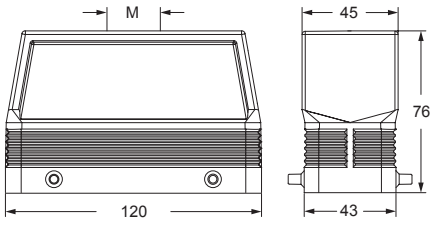

Type 4/4X/12

IP67 if hoods with fused pegs and without adapters coupled with IP67 housings
according to the type of lever also IP69 according to IEC/EN 60529

E-Xtreme®

CK - CKA and MKA for aggressive environments E-Xtreme®

inserts		page:
CK	3 poles + ⏚	58
CK	4 poles + ⏚	58
CKS	3 poles + ⏚	-
CKS	4 poles + ⏚	-
CKSH	3 poles + ⏚	63
CKSH	4 poles + ⏚	63
CD	8 poles	67
CQ4	2 poles + ⏚	182
CQ4 H	2 poles + ⏚	183
CQ4	3 poles + ⏚	184
CQ	5 poles + ⏚	186
CQ	7 poles + ⏚	187
CQ	12 poles + ⏚	189
CQ	21 poles	190

bulkhead mounting housings straight and angled

2.000 HOURS

hoods



2.000 HOURS

description	part No.	part No. (entry M20)	part No.	part No. (entry M20)
with stainless steel lever and gasket	**CKAXE 03 I**			
without cable entry, with stainless steel lever and gasket [1]	**CKAXE 03 IA**			
with cable entry, with stainless steel lever and gasket [1]		**MKAXE IAP20**		
with cable entry, with stainless steel lever and gasket bulkhead hole closed [1]		**MKAXE AP20**		
with pegs, top entry [1]				**MKAE V20**
angled, with pegs, side entry [1]				**MKAE VA20**
with stainless steel lever, top entry [1]				**MKAXE VG20**
gasket and screw kit for IP66/IP67/IP69 [2] for CK, CKSH, CQ4, CQ 05, inserts	**CKR 65**		**CKR 65**	
gasket and screw kit for IP66/IP67/IP69 [2] for CD 08 inserts	**CKR 65 D**		**CKR 65 D**	

[1] Not suitable for CQ4 series inserts

[2] To obtain the IP66/IP67/IP69 degree of protection it is necessary to replace the fixing screw supplied with all inserts, with the one with gasket included in the kit (to be purchased separately) **except for** the inserts listed below (already supplied with a fixing screw with gasket):
- CQF/M 07, CQF/M 12

NOTE: The enclosure shown here is an example. The screw and sealing gasket kit can be used with all enclosures' part nos. in this page

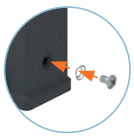

- 2.000 hours in salt spray tests (EN ISO 9227)
- temperature limits: -40 °C ... +125 °C

CR 03 W
FKM optional gasket for male inserts (to replace the gasket already provided with the insert)



Type 12
Type 4/4X only with CKR 65 (D)

IP66/IP67/IP69 with CKR 65 (D) [2]

CKAXE I

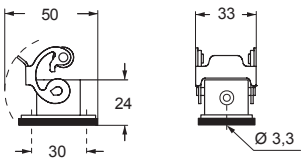

CKAXE IA

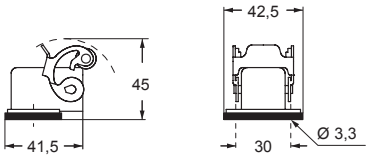

MKAXE IAP (MKAXE AP)

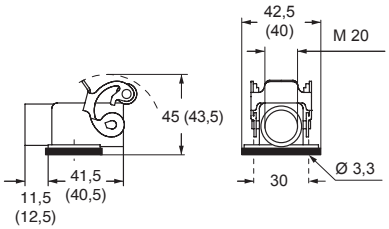

panel cut-out for bulkhead mounting housings

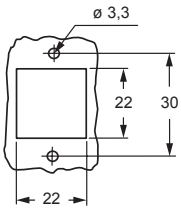

MKAE V

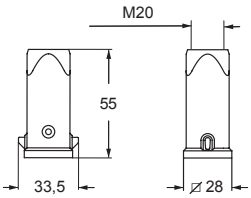

MKAE VA

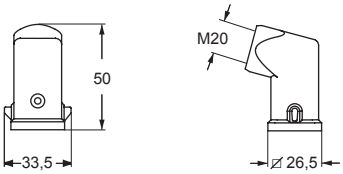

MKAXE VG

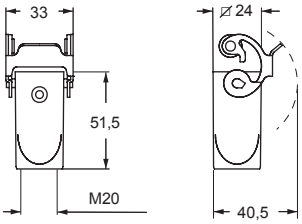

dimensions shown in mm are not binding and may be changed without notice

CK and MKA for aggressive environments E-Xtreme®

inserts		page:
CK	3 poles + ⏚	58
CK	4 poles + ⏚	58
CKS	3 poles + ⏚	-
CKS	4 poles + ⏚	-
CKSH	3 poles + ⏚	63
CKSH	4 poles + ⏚	63
CD	8 poles	67
CQ	5 poles + ⏚	186
CQ	7 poles + ⏚	187
CQ	12 poles + ⏚	189
CQ	21 poles	190

angled bulkhead mounting housings

2.000 HOURS

description	part No. (entry M20 / M25)
stainless steel lever, M20 fixing thread (•) 1)	**MKAXE IAF20**
stainless steel lever, M25 fixing thread (•) 1)	**MKAXE IAF25**
gasket and screw kit for IP66/IP67/IP69 1) for CK, CKSH, CQ4, CQ 05, inserts	**CKR 65**
gasket and screw kit for IP66/IP67/IP69 1) for CD 07/08 inserts	**CKR 65 D**

(•) locknut supplied on request, see catalogue cable glands (articles AS M20N and AS M25N metallic, AS M20L and AS M25L insulating).

1) To obtain the IP66/IP67/IP69 degree of protection it is necessary to replace the fixing screw supplied with all inserts, with the one with gasket included in the kit (to be purchased separately) **except for** the inserts listed below (already supplied with a fixing screw with gasket):
- CQF/M 07, CQF/M 12

NOTE: The enclosure shown here is an example. The screw and sealing gasket kit can be used with all enclosures' part nos. in this page

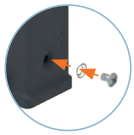

- 2.000 hours in salt spray tests (EN ISO 9227)
- temperature limits: -40 °C ... +125 °C

MKAXE IAF

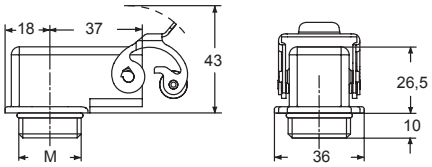

panel cut-out

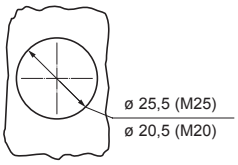

CR 03 W
FKM optional gasket for male inserts (to replace the gasket already provided with the insert)



USE OF THE LOCKNUT



Type 12
Type 4/4X only with CKR 65 (D)

IP66/IP67/IP69 with CKR 65 (D) 1)

E-Xtreme®

CZ7 - MZ7 and MZ - MZA for aggressive environments E-Xtreme®

inserts		page:
CD	15 poles + ⏚	**68**
CDA	10 poles + ⏚	**98**
CSAH	10 poles + ⏚	**99**
CDC	10 poles + ⏚	**104**
MIXO	1 module	**264 - 316**

Covers
cannot be used together
with metal coding pins.

housings with single lever in stainless steel and cover

2.000 HOURS

hoods with riveted locking pegs and cover

2.000 HOURS

description	part No.	part No	entry M	part No.	entry M
bulkhead mounting housing, with lever surface mounting housing, with lever	**CZ7IE 15 L**	**MZ7PE 15L225**	25 x 2		
cover with pegs and gasket (for 1 lever enclosures) 1)	**CZCE 15 L**				
with pegs and gasket, side entry				**MZOE 15 L20**	20
with pegs and gasket, side entry				**MZOE 15 L25**	25
with pegs and gasket, side entry, high construction				**MZAOE 15 L25**	25
with pegs and gasket, top entry				**MZVE 15 L20**	20
with pegs and gasket, top entry, high construction				**MZAVE 15 L25**	25
cover with lever (for enclosures with pegs) 2)				**CZ7CE 15 LG**	

- The rigid lever, offers an IP66/IP67/IP69 degree of protection (according to EN 60529) when fitted with a complete and coupled connector and used with ILME standard hoods in die cast aluminum with pegs (without adapter, for further information please contact ILME S.p.A.)
- 2.000 hours in salt spray tests (EN ISO 9227)
- temperature limits: -40 °C ... +125 °C
- mechanical life: ≥ 500 cycles

For fixing on housings

eyelet 1)

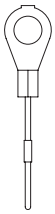

For fixing on hoods

loop 2)

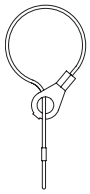

Type 4/4X/12

IP65 — insulating cable gland or fittings without gasket

IP66 IP69 — cable gland with O-Ring gasket

IP66 IP67 IP69 — cable gland with O-Ring gasket for housings coupled with either a cover or a hood without adapter ● and for hoods coupled with a cover with lever ●

CZ7IE L

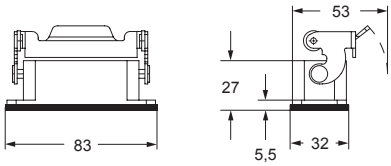

panel cut-out for bulkhead mounting housings

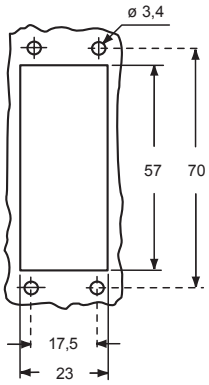

MZ7PE L

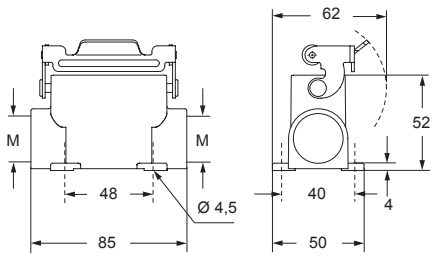

CZCE L ●

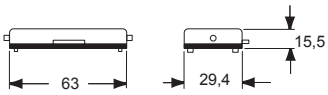

MZOE L ●

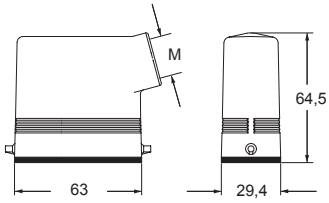

MZAOE L and **MZAVE L**

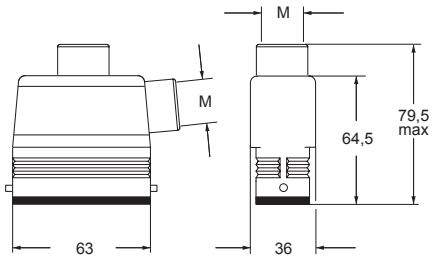

MZVE L ●

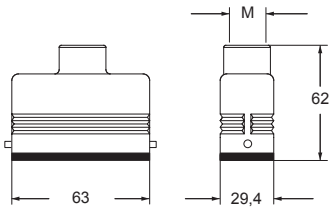

CZ7CE LG ●

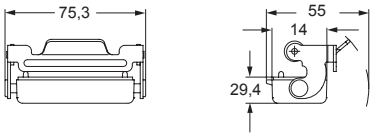

dimensions shown in mm are not binding and may be changed without notice

CZ7 - MZ7 and MZ - MZA for aggressive environments E-Xtreme®

inserts		page:
CD	25 poles + ⏚	69
CDD	38 poles + ⏚	77
CDA	16 poles + ⏚	100
CSAH	16 poles + ⏚	101
CDC	16 poles + ⏚	105

Covers **cannot be used together** with metal coding pins.

housings with single lever in stainless steel and cover

2.000 HOURS

hoods with riveted locking pegs and cover

2.000 HOURS

description	part No.	part No	entry M	part No.	entry M
bulkhead mounting housing, with lever surface mounting housing, with lever	**CZ7IE 25 L**	**MZ7PE 25L225**	25 x 2		
cover with pegs and gasket (for 1 lever enclosures) [1]	**CZCE 25 L**				
with pegs and gasket, side entry				**MZOE 25 L20**	20
with pegs and gasket, side entry				**MZOE 25 L25**	25
with pegs and gasket, side entry, high construction				**MZAOE 25 L25**	25
with pegs and gasket, top entry [3]				**MZVE 25 L20**	20
with pegs and gasket, top entry, high construction				**MZAVE 25 L25**	25
cover with lever (for enclosures with pegs) [2]				**CZ7CE 25 LG**	

[3] can only be used with a complete cable gland (to be purchased separately)

- The rigid lever, offers an IP66/IP67/IP69 degree of protection (according to EN 60529) when fitted with a complete and coupled connector and used with ILME standard hoods in die cast aluminum with pegs (without adapter, for further information please contact ILME S.p.A.)
- 2.000 hours in salt spray tests (EN ISO 9227: 2012)
- temperature limits: -40 °C ... +125 °C
- mechanical life: ≥ 500 cycles

For fixing on housings

eyelet [1]

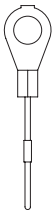

For fixing on hoods

loop [2]

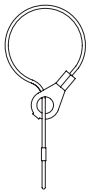

Type 4/4X/12

IP65 — insulating cable gland or fittings without gasket

IP66 IP69 — cable gland with O-Ring gasket

IP66 IP67 IP69 — cable gland with O-Ring gasket for housings coupled with either a cover or a hood without adapter ● and for hoods coupled with a cover with lever ●

CZ7IE L

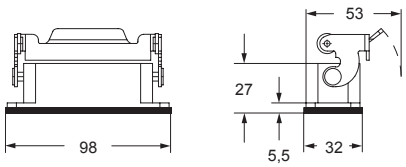

panel cut-out for bulkhead mounting housings

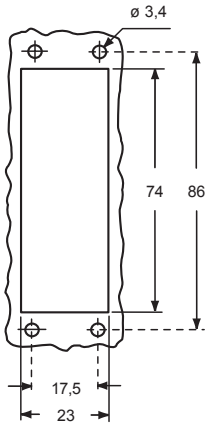

MZ7PE L

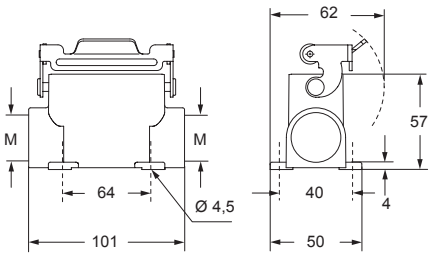

CZCE L ●

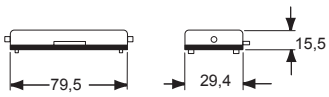

MZOE L ●

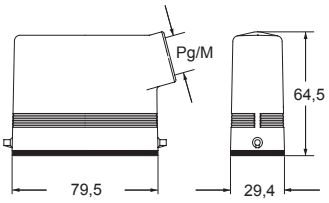

MZAOE L and **MZAVE L**

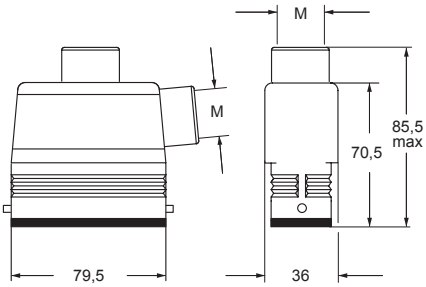

MZVE L [3] ●

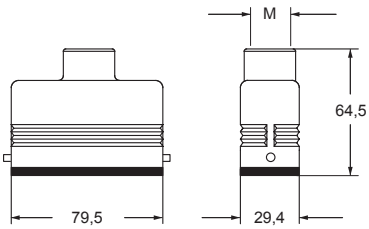

CZ7CE LG ●

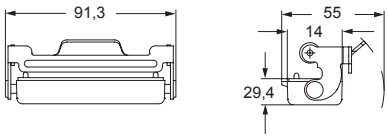

CH and MA for aggressive environments E-Xtreme®

inserts		page:
CDD	24 poles + ⏚	**76**
CDS	9 poles + ⏚	**-**
CDSH	9 poles + ⏚	**86**
CDSH NC	6 poles + ⏚	**95**
CNE	6 poles + ⏚	**110**
CSE	6 poles + ⏚	**-**
CSH	6 poles + ⏚	**110**
CSH S	6 poles + ⏚	**122**
CCE	6 poles + ⏚	**130**
CSS	6 poles + ⏚	**148**
CT, CTSE (16A) ***)**	6 poles + ⏚	**160**
CQE	10 poles + ⏚	**168**
MIXO	2 modules	**262 - 317**

***)** only for enclosure CHIE 06 L

housings with single lever and cover

2.000 HOURS

hoods with riveted locking pegs and cover

2.000 HOURS

description	part No.	part No	entry M	part No.	entry M
bulkhead mounting housing, with lever and gasket surface mounting housing, with lever, high construction	**CHIE 06 L**	 **MAPE 06 L32**	 32		
cover with pegs (for 1 lever enclosures) 1) cover with pegs (for 1 lever enclosures) 2)	**CHCE 06 L** **CHCE 06 SL**				
with pegs, side entry, high construction with pegs, top entry, high construction				**MAOE 06 L32** **MAVE 06 L32**	32 32
cover with lever (for enclosures with pegs) 2)				**CHCE 06 LG**	
with lever and gasket, top entry, high construction				**MAVE 06 LG32**	32

- 2.000 hours in salt spray tests (EN ISO 9227)
- temperature limits: -40 °C ... +125 °C
- mechanical life: ≥ 500 cycles
- alternatively, hoods with pegs are coupled with fixed enclosures:
  - C7 E-Xtreme®, IP66/IP67 stainless steel lever, page 530

CHIE L

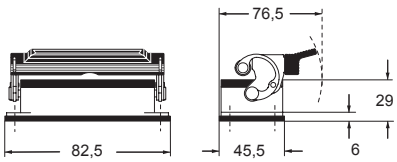

panel cut-out for bulkhead mounting housings

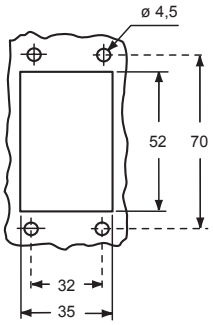

MAOE L

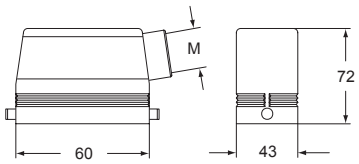

MAVE L

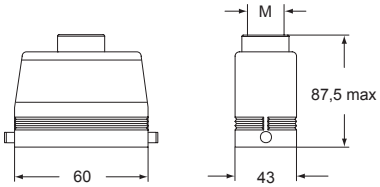

CHCE LG

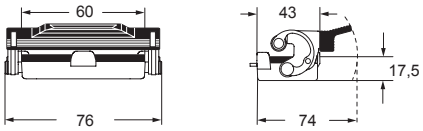

MAPE L

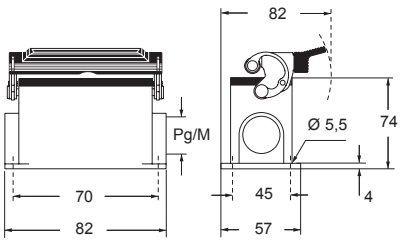

MAVE LG

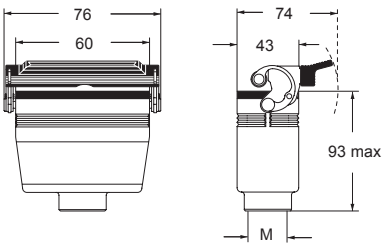

CHCE L - CHCE SL

For fixing on housings

eyelet 1)

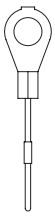

For fixing on hoods

loop 2)

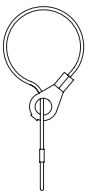

c UL us Type 4/4X/12

IP65 — insulating cable gland or fittings without gasket

IP66 IP67 IP69 — cable gland with O-Ring gasket

E-Xtreme®

dimensions shown in mm are not binding and may be changed without notice

CH and MA for aggressive environments E-Xtreme®

inserts		page:
CDD	42 poles + ⏚	**78**
CDS	18 poles + ⏚	**-**
CDSH	18 poles + ⏚	**87**
CNE	10 poles + ⏚	**111**
CSE	10 poles + ⏚	**-**
CSH	10 poles + ⏚	**111**
CSH S	10 poles + ⏚	**123**
CCE	10 poles + ⏚	**131**
CMSH	3+2 (aux) poles + ⏚	**136**
CMCE	3+2 (aux) poles + ⏚	**137**
CSS	10 poles + ⏚	**149**
CT, CTSE (16A) ***)**	10 poles + ⏚	**161**
CQE	18 poles + ⏚	**169**
CX	8/24 poles + ⏚	**194**
MIXO	3 modules	**262 - 317**

***)** only for enclosure CHIE 10

housings with 2 levers and cover



2.000 HOURS

hoods with riveted locking peg and cover

2.000 HOURS

description	part No.	part No	entry M	part No.	entry M
bulkhead mounting housing, with levers and gasket surface mounting housing, with levers, high construction	**CHIE 10**	**MAPE 10.32**	32		
cover with 4 pegs (for enclosures with 2 levers) 1) cover with 4 pegs (for enclosures with 2 levers) 2)	**CHCE 10** **CHCE 10 S**				
with pegs, side entry, high construction with pegs, top entry, high construction				**MAOE 10.32** **MAVE 10.32**	32 32
cover with 2 levers (for enclosures with 4 pegs) 2)				**CHCE 10 G**	
with levers and gasket, top entry, high construction				**MAVE 10 G32**	32

- 2.000 hours in salt spray tests (EN ISO 9227)
- temperature limits: -40 °C ... +125 °C
- mechanical life: ≥ 500 cycles
- alternatively, hoods with pegs are coupled with fixed enclosures:
  - C7 E-Xtreme®, IP66/IP67 stainless steel lever, page 532

CHIE

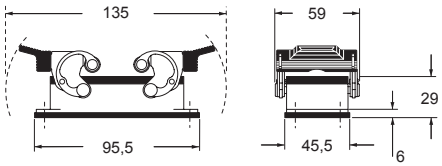

panel cut-out for bulkhead mounting housings

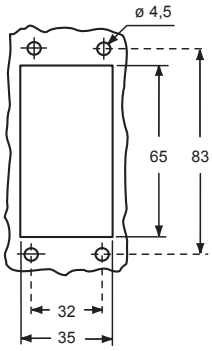

MAPE

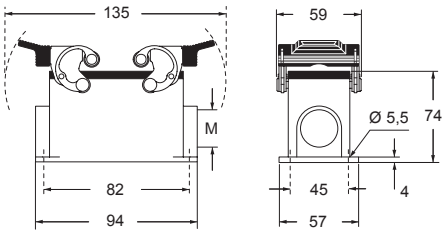

CHCE - CHCE S



MAOE

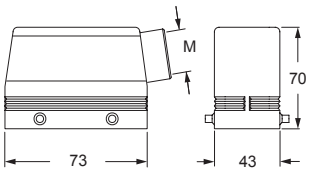

MAVE

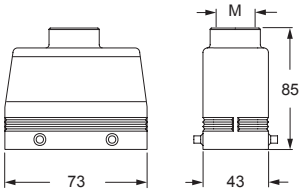

CHCE G

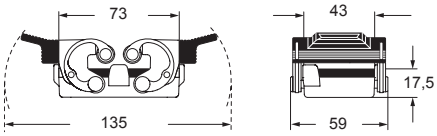

MAVE G

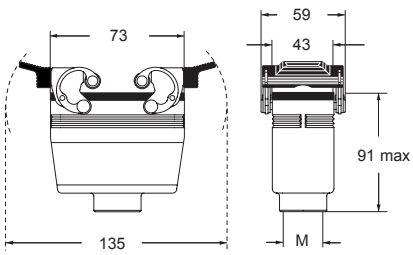

For fixing on housings

eyelet 1)

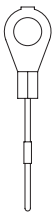

For fixing on hoods

loop 2)

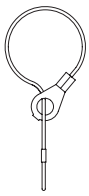

Type 4/4X/12

IP65 — insulating cable gland or fittings without gasket

IP66 IP67 IP69 — cable gland with O-Ring gasket

CH and MH - MA for aggressive environments E-Xtreme®

inserts		page:
CD	40 poles + ⏚	**70**
CDD	72 poles + ⏚	**79**
CDS	27 poles + ⏚	**-**
CDSH	27 poles + ⏚	**88**
CNE	16 poles + ⏚	**112**
CSE	16 poles + ⏚	**-**
CSH	16 poles + ⏚	**112**
CSH S	16 poles + ⏚	**124**
CCE	16 poles + ⏚	**132**
CMSH, CMCE	6+2 (aux) poles + ⏚	**138 - 139**
CSS	16 poles + ⏚	**150**
CT, CTS (10A) ***)**	40 poles + ⏚	**156**
CT, CTSE (16A) ***)**	16 poles + ⏚	**162**
CQE	32 poles + ⏚	**170**
CQEE	40 poles + ⏚	**176**
CP	6 poles + ⏚	**178**
CX	6/12, 6/36 and 12/2 poles + ⏚	**197 - 199**
CX	4/0 and 4/2 poles + ⏚	**200 - 201**
MIXO	4 modules	**262 - 317**

***)** only for enclosure CHIE 16

housings with 2 levers and cover



2.000 HOURS

hoods with riveted locking pegs and cover

2.000 HOURS

description	part No.	part No	entry M	part No.	entry M
bulkhead mounting housing, with levers and gasket	**CHIE 16**				
surface mounting housing, with levers, high construction		**MAPE 16.32**	32		
cover with 4 pegs (for enclosures with 2 levers) 1)	**CHCE 16**				
cover with 4 pegs (for enclosures with 2 levers) 2)	**CHCE 16 S**				
with pegs, side entry				**MHOE 16.25**	25
with pegs, side entry				**MHOE 16.32**	32
with pegs, side entry, high construction				**MAOE 16.32**	32
with pegs, side entry, high construction				**MAOE 16.40**	40
with pegs, top entry				**MHVE 16.25**	25
with pegs, top entry				**MHVE 16.32**	32
with pegs, top entry, high construction				**MAVE 16.32**	32
with pegs, top entry, high construction				**MAVE 16.40**	40
cover with 2 levers (for enclosures with 4 pegs 2)				**CHCE 16 G**	
with levers and gasket, top entry, high construction				**MAVE 16 G32**	32

- 2.000 hours in salt spray tests (EN ISO 9227)
- temperature limits: -40 °C ... +125 °C
- mechanical life: ≥ 500 cycles
- alternatively, hoods with pegs are coupled with fixed enclosures:
  - C7 E-Xtreme®, IP66/IP67 stainless steel lever, page 534

For fixing on housings

eyelet 1)

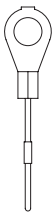

For fixing on hoods

loop 2)

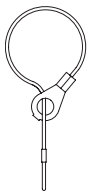

Type 4/4X/12

IP65 — insulating cable gland or fittings without gasket

IP66 IP67 IP69 — cable gland with O-Ring gasket

CHIE

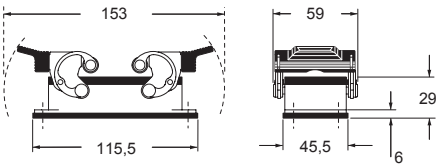

panel cut-out for bulkhead mounting housings

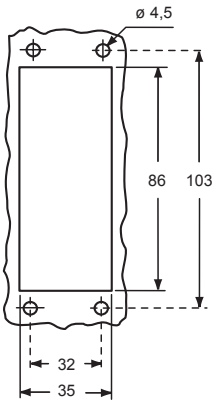

MAPE

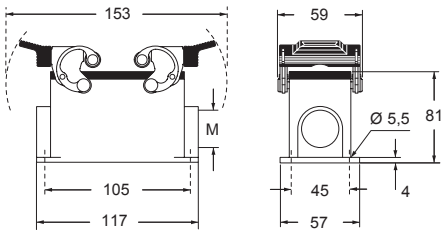

CHCE - CHCE S

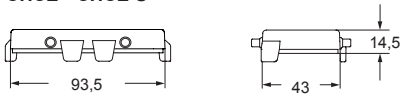

MHOE (MAOE)

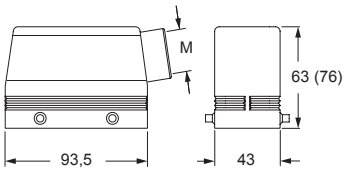

MHVE (MAVE)

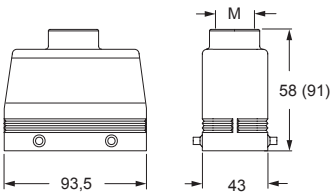

CHCE G

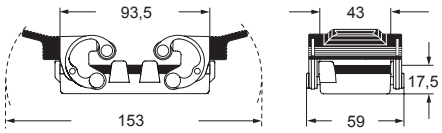

MAVE G

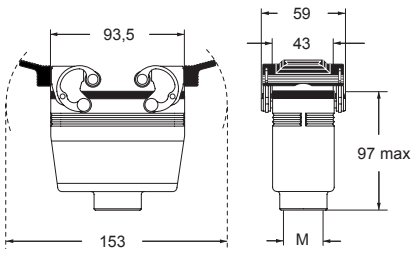

dimensions shown in mm are not binding and may be changed without notice

CH and MH - MA for aggressive environments E-Xtreme®

inserts		page:
CD	64 poles + ⏚	**72**
CDD	108 poles + ⏚	**81**
CDS	42 poles + ⏚	**-**
CDSH	42 poles + ⏚	**89**
CNE	24 poles + ⏚	**113**
CSE	24 poles + ⏚	**-**
CSH	24 poles + ⏚	**113**
CSH S	24 poles + ⏚	**125**
CCE	24 poles + ⏚	**133**
CMSH	10+2 (aux) poles + ⏚	**140**
CMCE	10+2 (aux) poles + ⏚	**141**
CSS	24 poles + ⏚	**151**
CT, CTS (10A) ***)**	64 poles + ⏚	**157**
CT, CTSE (16A) ***)**	24 poles + ⏚	**163**
CQE	46 poles + ⏚	**171**
CQEE	64 poles + ⏚	**177**
CX	4/8 and 6/6 poles + ⏚	**204 and 206**
MIXO	6 modules	**262 - 317**

***)** only for enclosure CHIE 24

housings with 2 levers and cover

2.000 HOURS

hoods with riveted locking pegs and cover

2.000 HOURS

description	part No.	part No	entry M	part No.	entry M
bulkhead mounting housing, with levers and gasket	**CHIE 24**				
surface mounting housing, with levers, high construction		**MAPE 24.32**	32		
cover with 4 pegs (for enclosures with 2 levers) 1)	**CHCE 24**				
cover with 4 pegs (for enclosures with 2 levers) 2)	**CHCE 24 S**				
with pegs, side entry				**MHOE 24.25**	25
with pegs, side entry				**MHOE 24.32**	32
with pegs, side entry, high construction				**MAOE 24.32**	32
with pegs, side entry, high construction				**MAOE 24.40**	40
with pegs, top entry				**MHVE 24.25**	25
with pegs, top entry				**MHVE 24.32**	32
with pegs, top entry, high construction				**MAVE 24.32**	32
with pegs, top entry, high construction				**MAVE 24.40**	40
cover with 2 levers (for enclosures with 4 pegs) 2)				**CHCE 24 G**	
with levers and gasket, top entry, high construction				**MAVE 24 G32**	32

- 2.000 hours in salt spray tests (EN ISO 9227)
- temperature limits: -40 °C ... +125 °C
- mechanical life: ≥ 500 cycles
- alternatively, hoods with pegs are coupled with fixed enclosures:
  - C7 E-Xtreme®, IP66/IP67 stainless steel lever, page 536

For fixing on housings

eyelet 1)

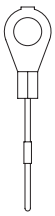

For fixing on hoods

loop 2)

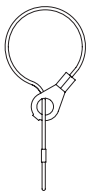

Type 4/4X/12

IP65 — insulating cable gland or fittings without gasket

IP66 IP67 IP69 — cable gland with O-Ring gasket

CHIE

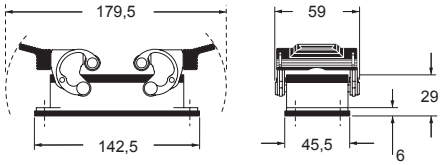

panel cut-out for bulkhead mounting housings

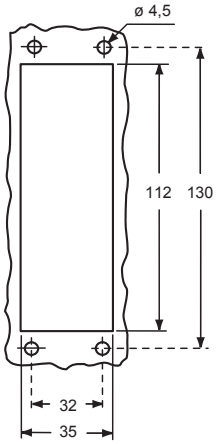

MAPE

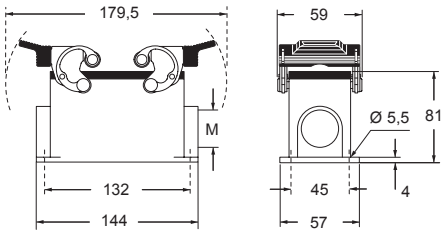

CHCE - CHCE S

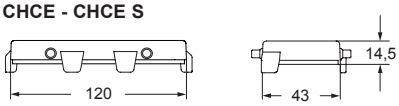

MHOE (MAOE)

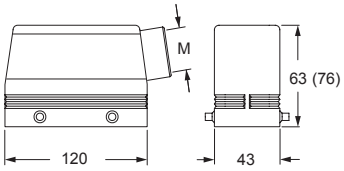

MHVE (MAVE)

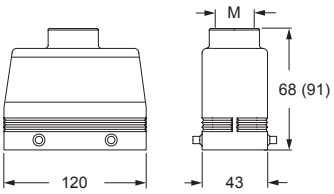

CHCE G

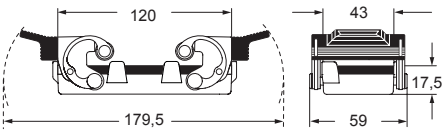

MAVE G

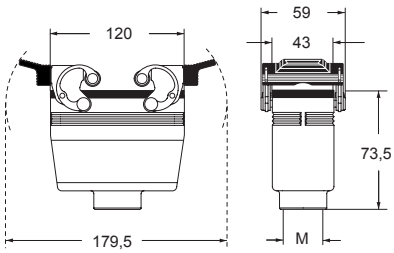

E-Xtreme®

CH and MH for aggressive environments E-Xtreme®

inserts		page:
CD	80 poles + ⏚	**73**
CDD	144 poles + ⏚	**82**
CDS	54 poles + ⏚	**-**
CDSH	54 poles + ⏚	**90**
CNE	32 poles + ⏚	**114**
CSE	32 poles + ⏚	**-**
CSH	32 poles + ⏚	**114**
CSH S	32 poles + ⏚	**126**
CCE	32 poles + ⏚	**134**
CSS	32 poles + ⏚	**152**
CTSE (16A) ***)**	32 poles + ⏚	**164**
CQE	64 poles + ⏚	**172**
CME	12+4 (aux) poles + ⏚	**142**
CMSH	12+4 (aux) poles + ⏚	**142**
CMCE	12+4 (aux) poles + ⏚	**143**
CP	12 poles + ⏚	**179**
MIXO	4 + 4 modules	**262 - 317**

***)** only for enclosure CHIE 32

insert dimensions:
2 x (77,5 x 27) mm

housings with 2 levers and cover



2.000 HOURS

hoods with riveted locking pegs and cover

2.000 HOURS

description	part No.	part No	entry M	part No.	entry M
bulkhead mounting housing, with levers and gasket	**CHIE 32**				
surface mounting housing, with levers, high construction		**MHPE 32.50**	50		
cover with 4 pegs (for enclosures with 2 levers) 1)	**CHCE 32**				
cover with 4 pegs (for enclosures with 2 levers) 2)	**CHCE 32 S**				
with pegs, side entry				**MHOE 32.40**	40
with pegs, top entry				**MHVE 32.40**	40
cover with 2 levers (for enclosures with 4 pegs) 2)				**CHCE 32 G**	
with levers and gasket, top entry				**MHVE 32 G40**	40

- 2.000 hours in salt spray tests (EN ISO 9227)
- temperature limits: -40 °C ... +125 °C
- mechanical life: ≥ 500 cycles

CHIE

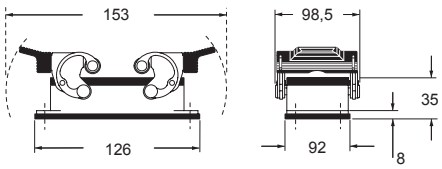

panel cut-out for bulkhead mounting housings

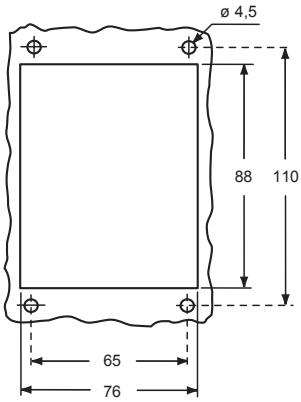

MHPE

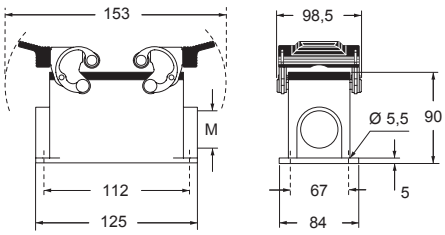

CHCE - CHCE S

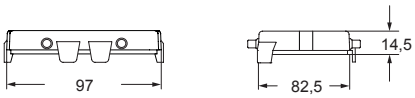

MHOE

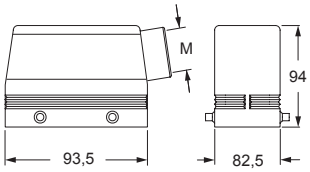

MHVE

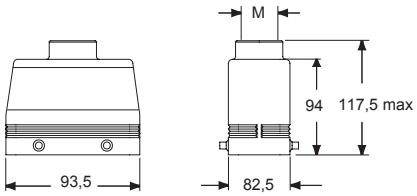

CHCE G

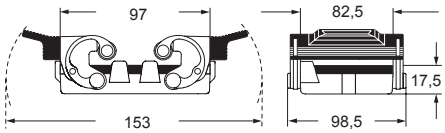

MHVE G

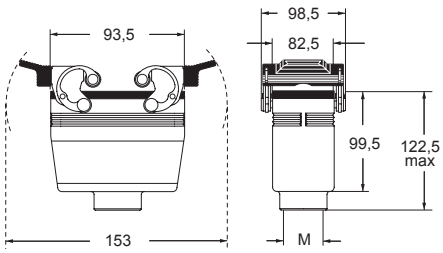

For fixing on housings

eyelet 1)

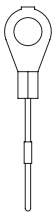

For fixing on hoods

loop 2)

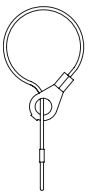

Type 4/4X/12

IP65 — insulating cable gland or fittings without gasket

IP66 IP67 IP69 — cable gland with O-Ring gasket

dimensions shown in mm are not binding and may be changed without notice

CH and MH for aggressive environments E-Xtreme®

inserts		page:
CD	128 poles + ⏚	**74**
CDD	216 poles + ⏚	**83**
CDS	84 poles + ⏚	**-**
CDSH	84 poles + ⏚	**91**
CNE	48 poles + ⏚	**115**
CSE	48 poles + ⏚	**-**
CSH	48 poles + ⏚	**115**
CSH S	48 poles + ⏚	**127**
CCE	48 poles + ⏚	**135**
CME	20+4 (aux) poles + ⏚	**144**
CMSH	20+4 (aux) poles + ⏚	**144**
CSS	48 poles + ⏚	**153**
CTSE (16A) ***)**	48 poles + ⏚	**165**
CQE	92 poles + ⏚	**173**
MIXO	6 + 6 modules	**262 - 317**

***)** only for enclosure CHIE 48 LS

insert dimensions:
2 x (104 x 27) mm

housings
with single lever

2.000 HOURS

hoods
with riveted locking pegs

2.000 HOURS

description	part No.	part No	entry M	part No.	entry M
bulkhead mounting housings, with lever, gasket and cover	**CHIE 48 LS**				
surface mounting housings, with lever and cover		**MHPE 48 LS40**	40 x 2		
with pegs, side entry				**MHOE 48 L40**	40
with pegs, top entry				**MHVE 48 L40**	40

- 2.000 hours in salt spray tests (EN ISO 9227)
- temperature limits: -40 °C ... +125 °C
- mechanical life: ≥ 500 cycles

CHIE LS

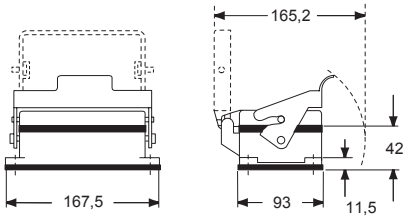

panel cut-out for bulkhead mounting housings

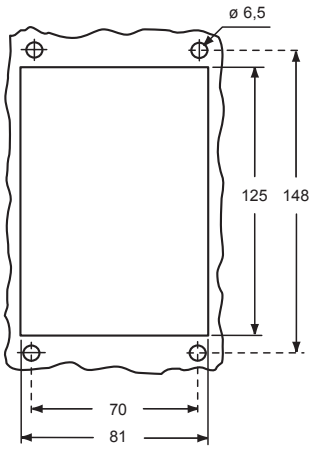

MHPE LS

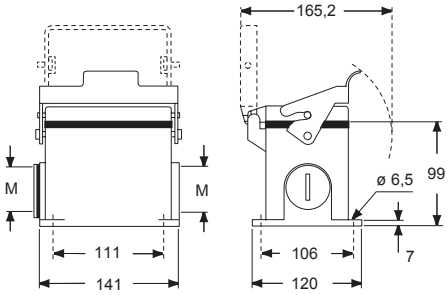

MHOE L

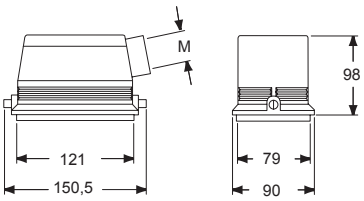

MHVE L

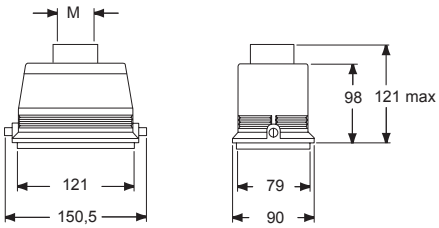

Type 4/4X/12

IP65 — insulating cable gland or fittings without gasket

IP66 IP67 IP69 — cable gland with O-Ring gasket

E-Xtreme®

CH and MH - MA for aggressive environments E-Xtreme®

inserts		page:
CD	50 poles + ⏚	**71**
CDD	76 poles + ⏚	**80**
CDA	32 poles + ⏚	**102**
CSAH	32 poles + ⏚	**103**
CDC	32 poles + ⏚	**106**

insert dimensions:
2 x (66 x 16) mm

Covers
cannot be used together
with metal coding pins.

housings with 2 levers and cover

2.000 HOURS

hoods with riveted locking pegs and cover

2.000 HOURS

description	part No.	part No	entry M	part No.	entry M
bulkhead mounting housings, with levers and gasket	**CHIE 50**				
bulkhead mounting housings, with levers		**MHPE 50.32**	32		
surface mounting housing, with levers		**MHPE 50.240**	40 x 2		
cover with 4 pegs (for housings with 2 levers) 1)	**CHCE 50**				
cover with 4 pegs (for housings with 2 levers) 2)	**CHCE 50 S**				
with pegs, side entry				**MHOE 50.25**	25
with pegs, side entry				**MHOE 50.32**	32
with pegs, side entry, high construction				**MAOE 50.32**	32
with pegs, top entry, high construction				**MAVE 50.32**	32
cover with 2 levers (for enclosures with 4 pegs) 2)				**CHCE 50 G**	

- 2.000 hours in salt spray tests (EN ISO 9227)
- temperature limits: -40 °C ... +125 °C
- mechanical life: ≥ 500 cycles

CHIE

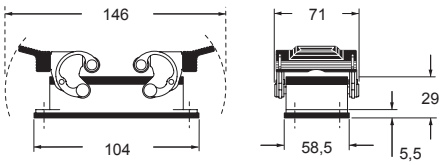

panel cut-out for bulkhead mounting housings

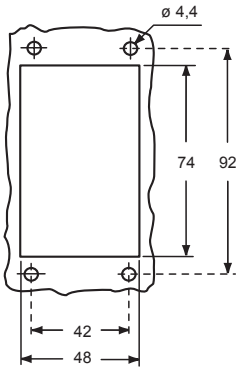

MHPE

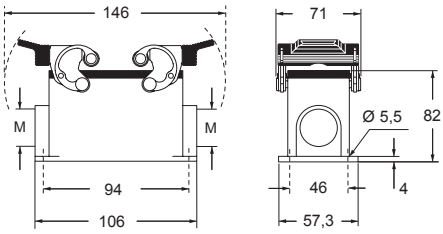

CHCE - CHCE S

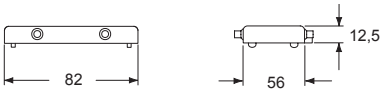

MHOE (MAOE)

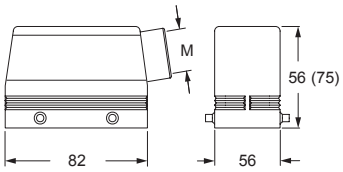

MAVE

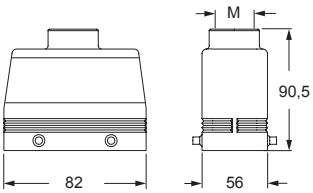

CHCE G

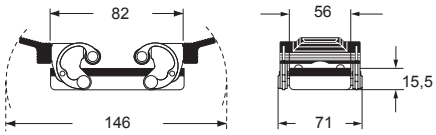

For fixing on housings

eyelet 1)

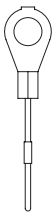

For fixing on hoods

loop 2)

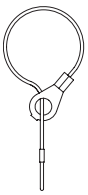

Type 4/4X/12

IP65 — insulating cable gland or fittings without gasket

IP66 IP67 IP69 — cable gland with O-Ring gasket

E-Xtreme®

dimensions shown in mm are not binding and may be changed without notice

OPEN
CLOSE
OPEN
CLOSE

CG and MG high protection IP68 version E-Xtreme®

inserts		page:
CDD	24 poles + ⏚	76
CDS	9 poles + ⏚	-
CDSH	9 poles + ⏚	86
CDSH NC	6 poles + ⏚	95
CNE	6 poles + ⏚	110
CSE	6 poles + ⏚	-
CSH	6 poles + ⏚	110
CSH S	6 poles + ⏚	122
CCE	6 poles + ⏚	130
CSS	6 poles + ⏚	148
CQE	10 poles + ⏚	168
MIXO	2 modules	262 - 317

bulkhead mounting housings screw locking

3.000 HOURS

surface mounting housings screw locking

3.000 HOURS

description	part No.	part No.	entry M
with gasket, size “44.27”	**CGIE 06**		
size “44.27”		**MGPE 06.32**	32

- 3.000 hours in salt spray tests (EN ISO 9227)
- temperature limits: -40 °C ... +180 °C
  on request -60 °C ... +180 °C with silicone gasket
  (>125 °C up to 180 °C with RY inserts)

CGIE

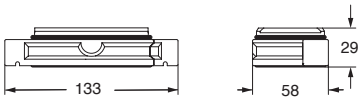

panel cut-out for bulkhead mounting housings

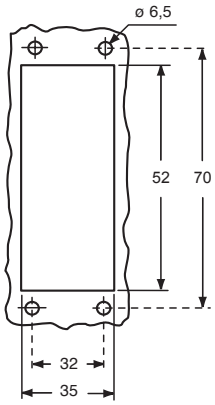

MGPE

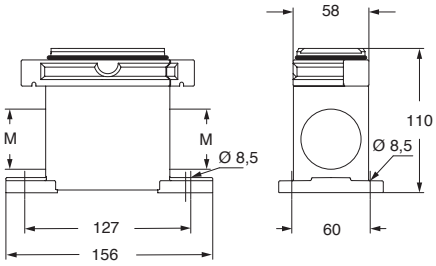

CGCP FX
Dust protection cover
(from page 697)

Type 4/4X/12

IP66 IP68 IP69 according to IEC/EN 60529

E-Xtreme®

dimensions shown in mm are not binding and may be changed without notice

CG and MG high protection IP68 version E-Xtreme®

inserts		page:
CDD	24 poles + ⏚	76
CDS	9 poles + ⏚	-
CDSH	9 poles + ⏚	86
CDSH NC	6 poles + ⏚	95
CNE	6 poles + ⏚	110
CSE	6 poles + ⏚	-
CSH	6 poles + ⏚	110
CSH S	6 poles + ⏚	122
CCE	6 poles + ⏚	130
CSS	6 poles + ⏚	148
CQE	10 poles + ⏚	168
MIXO	2 modules	262 - 317

hoods, screw locking

3.000 HOURS

covers, screw locking

3.000 HOURS

description	part No.	entry M	part No.
with side entry			
size “44.27”	**MGOE 06.25**	25	
size “44.27”	**MGOE 06.32**	32	
with top entry			
size “44.27”	**MGVE 06.25**	25	
size “44.27”	**MGVE 06.32**	32	
size “44.27”	**MGVE 06.40**	40	
size “44.27”			**CGCE 06**

- 3.000 hours in salt spray tests (EN ISO 9227)
- temperature limits: -40 °C ... +180 °C
  on request -60 °C ... +180 °C with silicone gasket
  (>125 °C up to 180 °C with RY inserts)

MGOE and **MGVE**

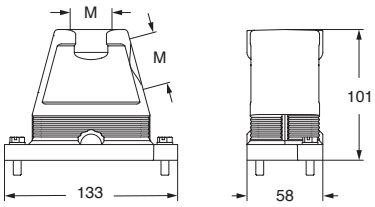

CGCE

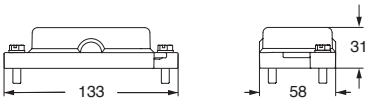

CGCP MB
Dust protection cover
(from page 697)



Type 4/4X/12

IP66 IP68 IP69 according to IEC/EN 60529

E-Xtreme®

CG and MG high protection IP68 version E-Xtreme®

inserts		page:
CDD	42 poles + ⏚	78
CDS	18 poles + ⏚	-
CDSH	18 poles + ⏚	87
CNE	10 poles + ⏚	111
CSE	10 poles + ⏚	-
CSH	10 poles + ⏚	111
CSH S	10 poles + ⏚	123
CCE	10 poles + ⏚	131
CMSH	3+2 (aux) poles + ⏚	136
CMCE	3+2 (aux) poles + ⏚	137
CSS	10 poles + ⏚	149
CQE	18 poles + ⏚	169
CX	8/24 poles + ⏚	194
MIXO	3 modules	262 - 317

bulkhead mounting housings screw locking

3.000 HOURS

surface mounting housings screw locking

3.000 HOURS

description	part No.	part No.	entry M
with gasket, size “57.27”	**CGIE 10**		
size “57.27”		**MGPE 10.32**	32

- 3.000 hours in salt spray tests (EN ISO 9227)
- temperature limits: -40 °C ... +180 °C
  on request -60 °C ... +180 °C with silicone gasket
  (>125 °C up to 180 °C with RY inserts)

CGIE

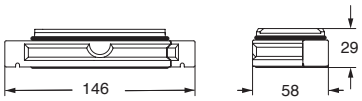

panel cut-out for bulkhead mounting housings

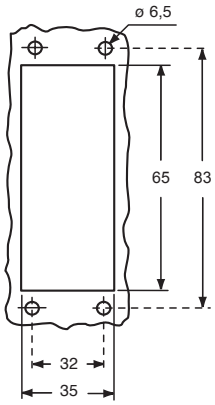

MGPE

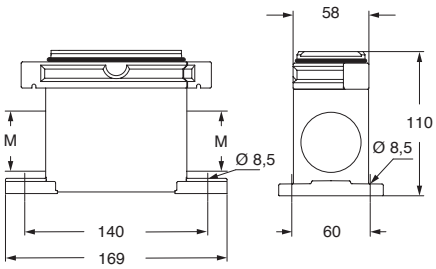

CGCP FX
Dust protection cover
(from page 697)

Type 4/4X/12

EN 60529 IP66 IP68 IP69 IEC 60529 according to IEC/EN 60529

E-Xtreme®

dimensions shown in mm are not binding and may be changed without notice

CG and MG high protection IP68 version E-Xtreme®

inserts		page:
CDD	42 poles + ⏚	78
CDS	18 poles + ⏚	-
CDSH	18 poles + ⏚	87
CNE	10 poles + ⏚	111
CSE	10 poles + ⏚	-
CSH	10 poles + ⏚	111
CSH S	10 poles + ⏚	123
CCE	10 poles + ⏚	131
CMSH	3+2 (aux) poles + ⏚	136
CMCE	3+2 (aux) poles + ⏚	137
CSS	10 poles + ⏚	149
CQE	18 poles + ⏚	169
CX	8/24 poles + ⏚	194
MIXO	3 modules	262 - 317

hoods, screw locking

3.000 HOURS

covers, screw locking

3.000 HOURS

description	part No.	entry M	part No.
with side entry			
size “57.27”	**MGOE 10.25**	25	
size “57.27”	**MGOE 10.32**	32	
with top entry			
size “57.27”	**MGVE 10.25**	25	
size “57.27”	**MGVE 10.32**	32	
size “57.27”	**MGVE 10.40**	40	
size “57.27”			**CGCE 10**

- 3.000 hours in salt spray tests (EN ISO 9227)
- temperature limits: -40 °C ... +180 °C
  on request -60 °C ... +180 °C with silicone gasket
  (>125 °C up to 180 °C with RY inserts)

MGOE and **MGVE**

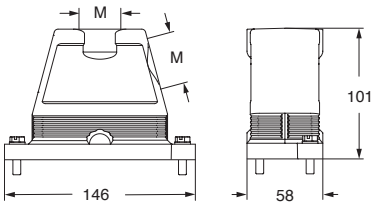

CGCE

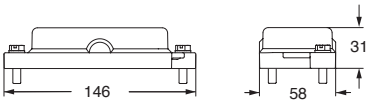

CGCP MB
Dust protection cover
(from page 697)



Type 4/4X/12

according to IEC/EN 60529

E-Xtreme®

CG and MG high protection IP68 version E-Xtreme®

inserts		page:
CD	40 poles + ⏚	70
CDD	72 poles + ⏚	79
CDS	27 poles + ⏚	-
CDSH	27 poles + ⏚	88
CNE	16 poles + ⏚	112
CSE	16 poles + ⏚	-
CSH	16 poles + ⏚	112
CSH S	16 poles + ⏚	124
CCE	16 poles + ⏚	132
CMSH, CMCE	6+2 (aux) poles + ⏚	138 - 139
CSS	16 poles + ⏚	150
CQE	32 poles + ⏚	170
CQEE	40 poles + ⏚	176
CP	6 poles + ⏚	178
CX	6/12, 6/36 and 12/2 poles + ⏚	197 - 199
CX	4/0 and 4/2 poles + ⏚	200 - 201
MIXO	4 modules	262 - 317

bulkhead mounting housings screw locking

3.000 HOURS

surface mounting housings screw locking

3.000 HOURS

description	part No.	part No.	entry M
with gasket, size “77.27”	**CGIE 16**		
size “77.27”		**MGPE 16.40**	40

- 3.000 hours in salt spray tests (EN ISO 9227)
- temperature limits: -40 °C ... +180 °C
  on request -60 °C ... +180 °C with silicone gasket
  (>125 °C up to 180 °C with RY inserts)

CGIE

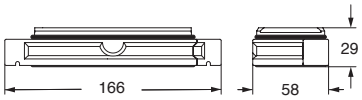

panel cut-out for bulkhead mounting housings

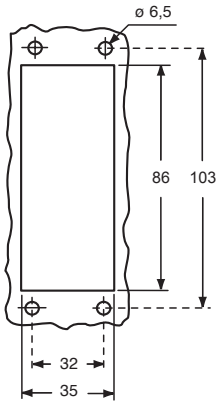

MGPE

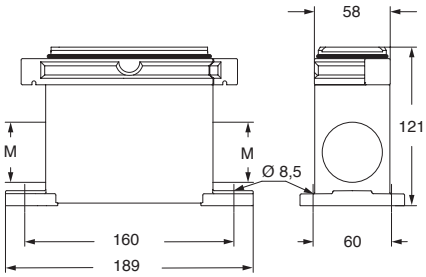

CGCP FX
Dust protection cover
(from page 697)

Type 4/4X/12

EN 60529 IP66 IP68 IP69 IEC 60529 according to IEC/EN 60529

E-Xtreme®

dimensions shown in mm are not binding and may be changed without notice

CG and MG high protection IP68 version E-Xtreme®

inserts		page:
CD	40 poles + ⏚	**70**
CDD	72 poles + ⏚	**79**
CDS	27 poles + ⏚	**-**
CDSH	27 poles + ⏚	**88**
CNE	16 poles + ⏚	**112**
CSE	16 poles + ⏚	**-**
CSH	16 poles + ⏚	**112**
CSH S	16 poles + ⏚	**124**
CCE	16 poles + ⏚	**132**
CMSH, CMCE	6+2 (aux) poles + ⏚	**138 - 139**
CSS	16 poles + ⏚	**150**
CQE	32 poles + ⏚	**170**
CQEE	40 poles + ⏚	**176**
CP	6 poles + ⏚	**178**
CX	6/12, 6/36 and 12/2 poles + ⏚	**197 - 199**
CX	4/0 and 4/2 poles + ⏚	**200 - 201**
MIXO	4 modules	**262 - 317**

hoods, screw locking

3.000 HOURS

covers, screw locking

3.000 HOURS

description	part No.	entry M	part No.
with side entry			
size “77.27”	**MGOE 16.32**	32	
size “77.27”	**MGOE 16.40**	40	
size “77.27”	**MGOE 16.50**	50	
with top entry			
size “77.27”	**MGVE 16.25**	25	
size “77.27”	**MGVE 16.225**	25 x 2	
size “77.27”	**MGVE 16.32**	32	
size “77.27”	**MGVE 16.40**	40	
size “77.27”	**MGVE 16.50**	50	
size “77.27”			**CGCE 16**

- 3.000 hours in salt spray tests (EN ISO 9227)
- temperature limits: -40 °C ... +180 °C
  on request -60 °C ... +180 °C with silicone gasket
  (>125 °C up to 180 °C with RY inserts)

MGOE and **MGVE**

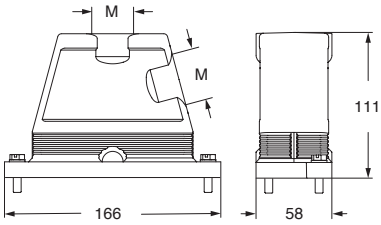

CGCE

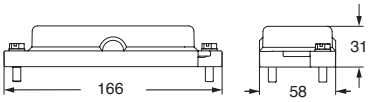

CGCP MB
Dust protection cover
(from page 697)



Type 4/4X/12

EN 60529 IP66 IP68 IP69 IEC 60529 according to IEC/EN 60529

E-Xtreme®

CG and MG high protection IP68 version E-Xtreme®

inserts		page:
CD	64 poles + ⏚	72
CDD	108 poles + ⏚	81
CDS	42 poles + ⏚	-
CDSH	42 poles + ⏚	89
CNE	24 poles + ⏚	113
CSE	24 poles + ⏚	-
CSH	24 poles + ⏚	113
CSH S	24 poles + ⏚	125
CCE	24 poles + ⏚	133
CMSH	10+2 (aux) poles + ⏚	140
CMCE	10+2 (aux) poles + ⏚	141
CSS	24 poles + ⏚	151
CQE	46 poles + ⏚	171
CQEE	64 poles + ⏚	177
CX	4/8 and 6/6 poles + ⏚	204, 206
MIXO	6 modules	262 - 317

bulkhead mounting housings screw locking

3.000 HOURS

surface mounting housings screw locking

3.000 HOURS

description	part No.	part No.	entry M
with gasket, size “104.27”	**CGIE 24**		
size “104.27”		**MGPE 24.40**	40
size “104.27”		**MGPE 24.240**	40 x 2

- 3.000 hours in salt spray tests (EN ISO 9227)
- temperature limits: -40 °C ... +180 °C
  on request -60 °C ... +180 °C with silicone gasket
  (>125 °C up to 180 °C with RY inserts)

CGIE

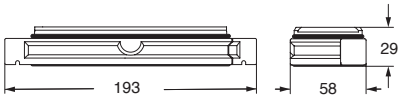

panel cut-out for bulkhead mounting housings

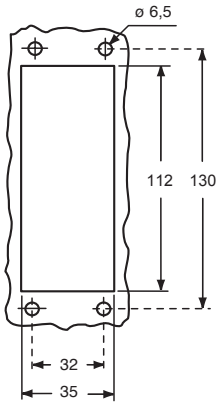

MGPE

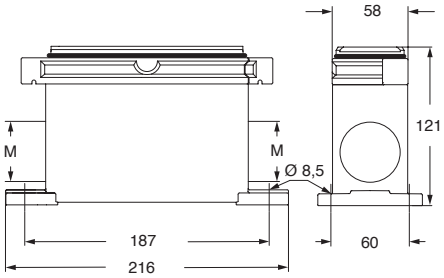

CGCP FX
Dust protection cover
(from page 697)

Type 4/4X/12

IP66 IP68 IP69 EN 60529 IEC 60529 according to IEC/EN 60529

dimensions shown in mm are not binding and may be changed without notice

CG and MG high protection IP68 version E-Xtreme®

inserts		page:
CD	64 poles + ⏚	72
CDD	108 poles + ⏚	81
CDS	42 poles + ⏚	-
CDSH	42 poles + ⏚	89
CNE	24 poles + ⏚	113
CSE	24 poles + ⏚	-
CSH	24 poles + ⏚	113
CSH S	24 poles + ⏚	125
CCE	24 poles + ⏚	133
CMSH	10+2 (aux) poles + ⏚	140
CMCE	10+2 (aux) poles + ⏚	141
CSS	24 poles + ⏚	151
CQE	46 poles + ⏚	171
CQEE	64 poles + ⏚	177
CX	4/8 and 6/6 poles + ⏚	204, 206
MIXO	6 modules	262 - 317

hoods, screw locking

3.000 HOURS

covers, screw locking

3.000 HOURS

description	part No.	entry M	part No.
with side entry			
size “104.27”	**MGOE 24.32**	32	
size “104.27”	**MGOE 24.40**	40	
size “104.27”	**MGOE 24.50**	50	
with top entry			
size “104.27”	**MGVE 24.325**	25 x 3	
size “104.27”	**MGVE 24.32**	32	
size “104.27”	**MGVE 24.232**	32 x 2	
size “104.27”	**MGVE 24.40**	40	
size “104.27”	**MGVE 24.240**	40 x 2	
size “104.27”	**MGVE 24.50**	50	
size “104.27”			**CGCE 24**

- 3.000 hours in salt spray tests (EN ISO 9227)
- temperature limits: -40 °C ... +180 °C
  on request -60 °C ... +180 °C with silicone gasket
  (>125 °C up to 180 °C with RY inserts)

MGOE and **MGVE**

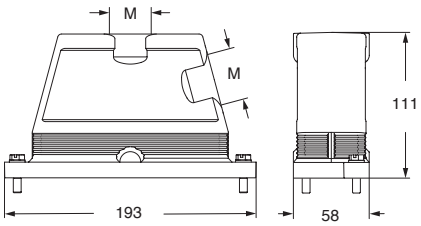

CGCE

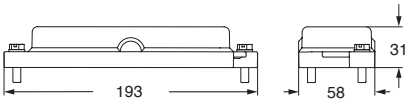

CGCP MB
Dust protection cover
(from page 697)



Type 4/4X/12

EN 60529 IP66 IP68 IP69 IEC 60529 according to IEC/EN 60529

E-Xtreme®